



INTELLECTUAL PROPERTY OF  
AmeriStarRail, LLC

# **PROPRIETARY DESIGN PORTFOLIO**

## **AmeriStarliner Long Distance Fleet**

### **ROLLING STOCK DESIGNS**


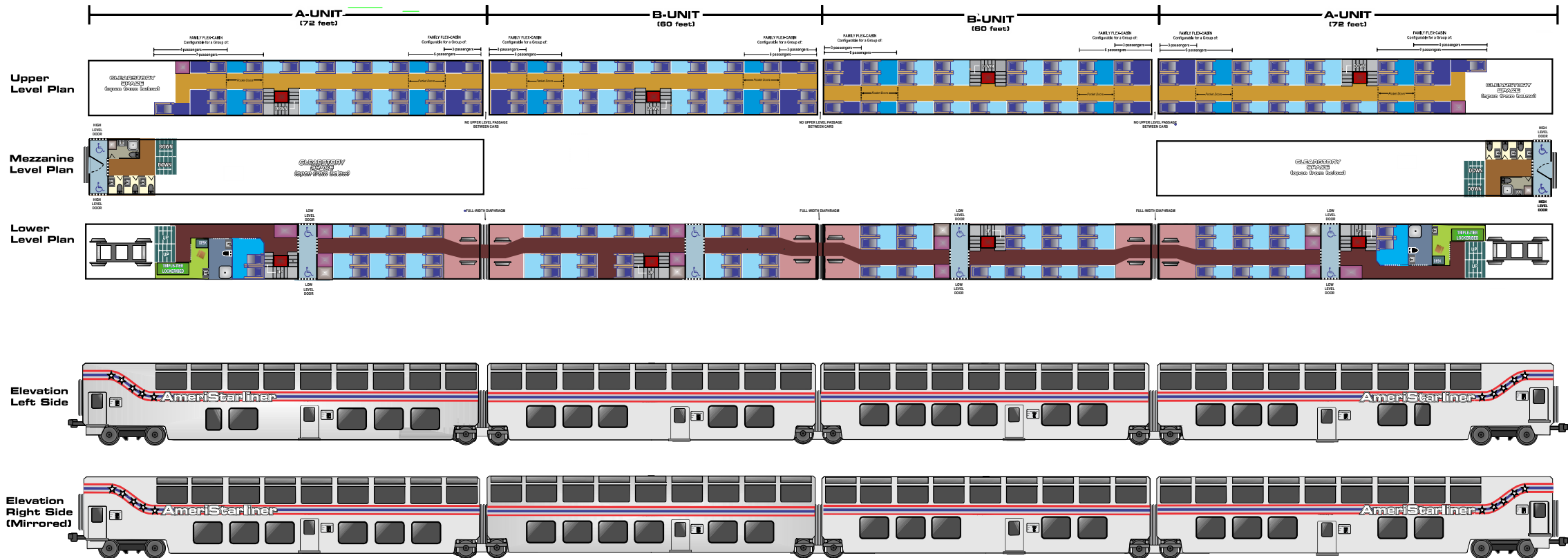
DRAFT for discussion purposes only. Not to Scale.  
Capacity and configuration subject to design, engineering, and commercial considerations

6007

# AmeriStarliner Long Distance Fleet Semi-Articulated Mono-Axle SlumberCoach

- |  |  |   |   |
|--|--|---|---|
| <b>ACCOMMODATIONS</b><br>Roomette (2 psgr max)<br>Bedroom (4 psgr max)<br>Accessible Bedroom (4 psgr max)<br>Drawing Room (6 psgr max)<br>Crew Compartment (2-3 employees) | <b>CIRCULATION SPACES</b><br>+7.75 feet ATOR<br>+4.00 feet ATOR<br>+1.50 feet ATOR<br>Fixed Steps<br>Power Step/Lift Combinations<br>Accessible Vestibule with fold-out ramp (high or low level as marked) | <b>PUBLIC RESTROOMS</b><br>Toilet<br>Accessible Toilet<br>Toilet with Shower<br>Accessible Toilet with Shower | <b>OTHER</b><br>Mono-Axle Wheel Housing<br>Luggage Lift<br>Snack Station (First Class)<br>Crew Equipment Locker<br>BULK CARRY-ON LUGGAGE STORAGE<br>En Suite Lockers<br>Common Area Lockers |
|--|--|---|---|

The dome and other glazing is equipped with electro-chromatic "smart glass" that can change a window's opacity and reflectivity in response to environmental conditions such as intense sunlight or extreme temperatures by an electric current, eliminating the need for curtains.


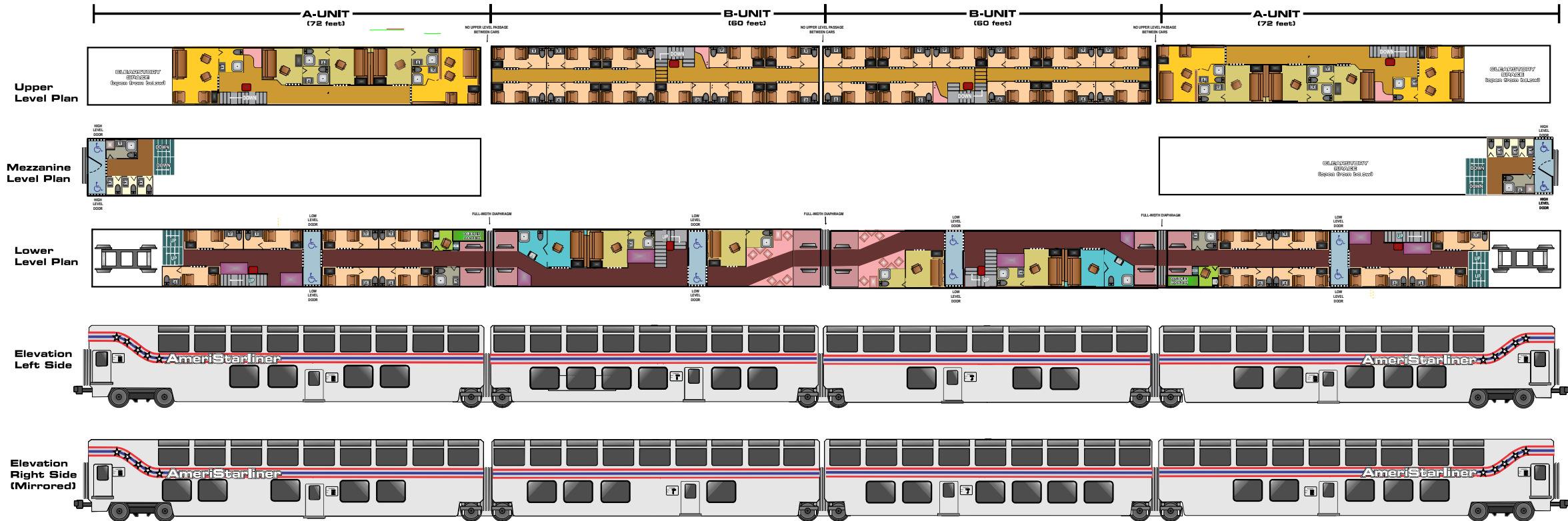


DRAFT for discussion purposes only. Not to Scale.  
Capacity and configuration subject to design, engineering and commercial considerations.

# AmeriStarliner Long Distance Fleet Semi-Articulated Mono-Axle Sleeper

<b>ACCOMMODATIONS</b> Roomette (2 psgr max) Bedroom (4 psgr max) Accessible Bedroom (4 psgr max) Drawing Room (6 psgr max) Crew Compartment (2-3 employees)	<b>CIRCULATION SPACES</b> +7.75 feet ATOR +4.00 feet ATOR +1.50 feet ATOR Fixed Steps Step/Lift Combinations Vestibule with fold-out ramp (high or low level as marked)	<b>PUBLIC RESTROOMS</b> Toilet Accessible Toilet Toilet with Shower Accessible Toilet with Shower	<b>OTHER</b> Mono-Axle Wheel Housing Luggage Lift Snack Station (First Class) Crew Equipment Locker  <b>BULK CARRY-ON LUGGAGE STORAGE</b> En Suite Lockers Common Area Lockers
--	--	---	--

The dome and other glazing is equipped with electro-chromatic "smart glass" that can change a window's opacity and reflectivity in response to environmental conditions such as intense sunlight or extreme temperatures by an electric current, eliminating the need for curtains.

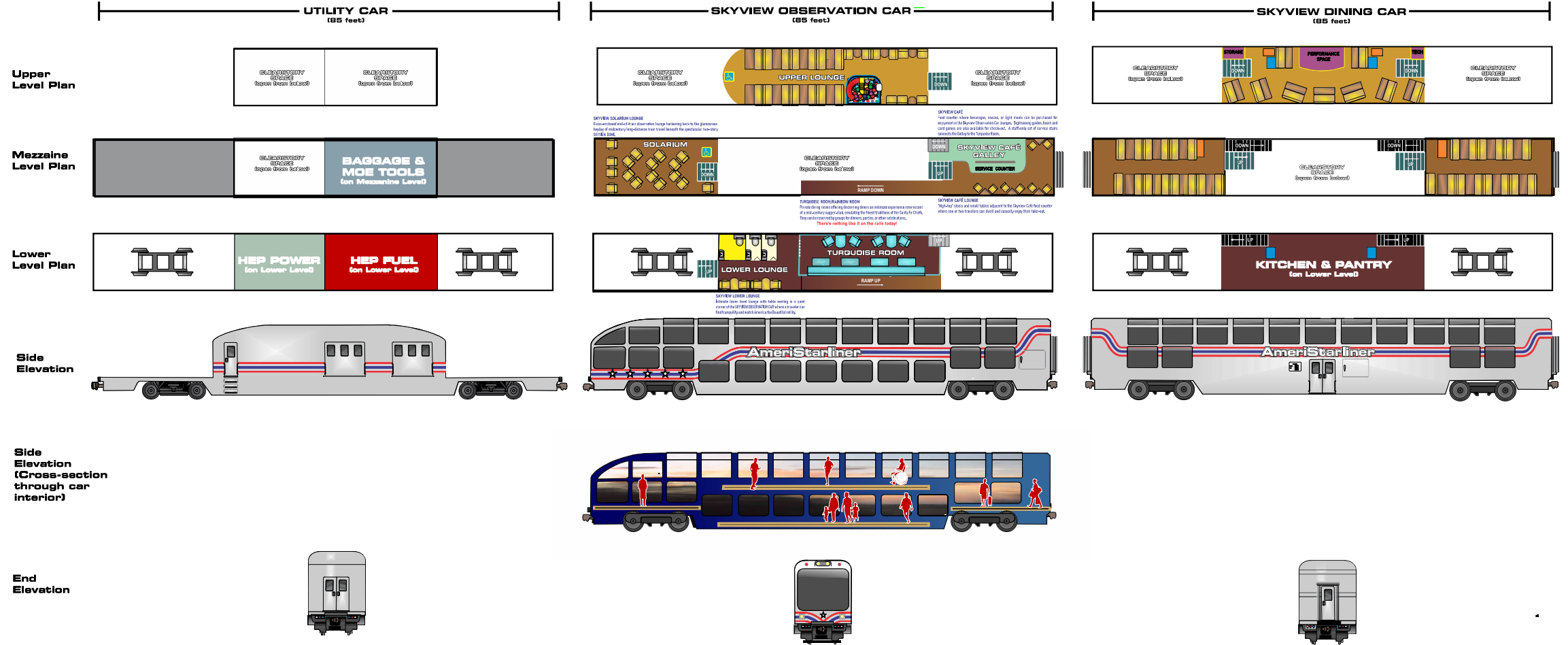


DRAFT for discussion purposes only. Not to Scale.  
Capacity and configuration subject to design, engineering and commercial considerations.

# AmeriStarliner Long Distance Fleet Conventional Non-Revenue Rolling Stock

- ACCOMMODATIONS**
  - Roomette (2 psgr max)
  - Bedroom (4 psgr max)
  - Accessible Bedroom (4 psgr max)
  - Drawing Room (6 psgr max)
  - Crew Compartment (2-3 employees)
- CIRCULATION SPACES**
  - +7.75 feet ATOR
  - +4.00 feet ATOR
  - +1.50 feet ATOR
  - Fixed Steps
  - Step/Lift Combinations
  - Accessible Vestibule with fold-out ramp (high or low level as marked)
- PUBLIC RESTROOMS**
  - Toilet
  - Accessible Toilet
  - Toilet with Shower
  - Accessible Toilet with Shower
- AMENITIES**
  - Wheelchair Securement
  - Wait Station
  - Dumbwaiter
  - Performance Space
  - Children's Play Area
- OTHER**
  - Mono-Axle Wheel Housing
  - Luggage Lift
  - Snack Station (First Class)
  - Crew Equipment Locker
  - BULK CARRY-ON LUGGAGE STORAGE
  - En Suite Lockers
  - Common Area Lockers

The dome and other glazing is equipped with electro-chromatic "smart glass" that can change a window's opacity and reflectivity in response to environmental conditions such as intense sunlight or extreme temperatures by an electric current, eliminating the need for curtains.



INTELLECTUAL PROPERTY OF AmeriStarRail, LLC

DRAFT for discussion purposes only. Not to Scale.  
Capacity and configuration subject to design, engineering and commercial considerations.

# AmeriStarliner Long Distance Fleet Typical Train Configuration



INTELLECTUAL PROPERTY OF  
AmeriStarRail, LLC

DRAFT for discussion purposes only. Not to Scale.  
Capacity and configuration subject to design, engineering and commercial considerations.