

BART POLICE DEPARTMENT



August 2024
MONTHLY REPORT



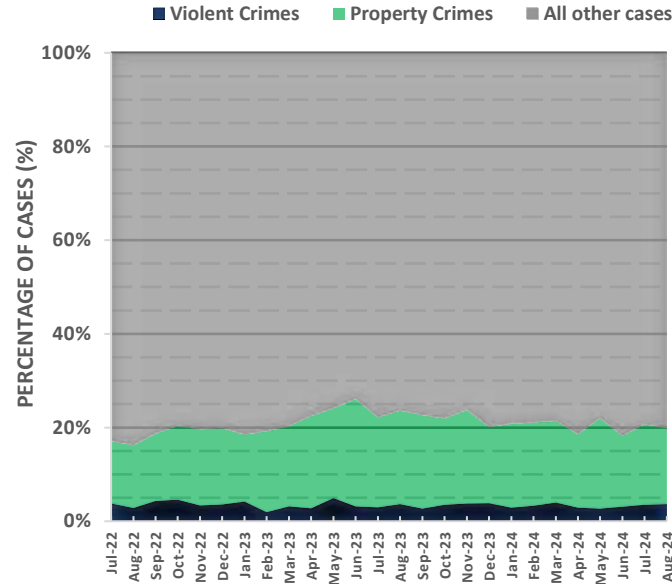
Bay Area Rapid Transit Police Department

101 8th St, Oakland, CA, 94607 (510) 464-7000 www.bart.gov/police

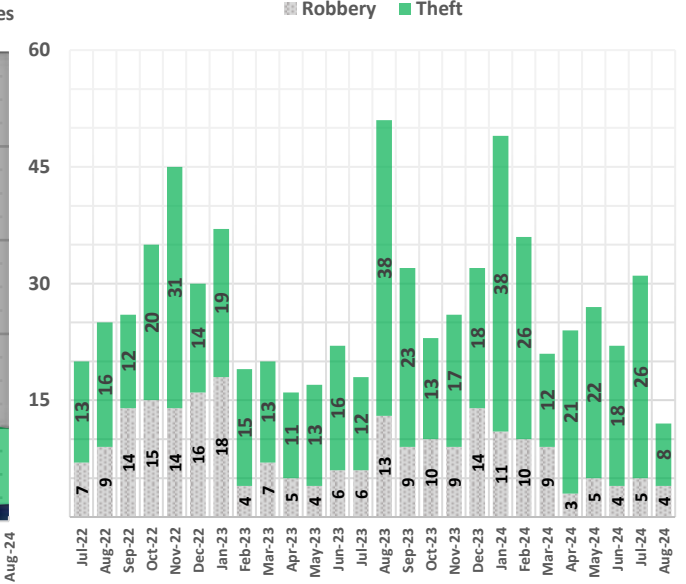
August 2024 Performance Measurement Review - **Systemwide**

PART 1 UCR Crime	2019	2020	2021	2022	2023	YTD 2023	YTD 2024	PCT %
Homicide	2	0	0	4	1	1	1	0%
Rape	7	5	8	7	7	4	3	-25%
Robbery	378	252	143	225	235	159	141	-11%
Aggravated Assault	112	95	71	114	154	99	91	-8%
Violent Crime Subtotal	499	352	222	350	397	263	236	-10%
Burglary (Structural)	16	12	11	23	25	12	18	+50%
Larceny & Auto Burglary	3,177	1,038	882	1,118	1,497	1,009	886	-12%
Auto Theft	247	100	134	231	671	447	330	-26%
Arson	4	4	5	10	4	4	2	-50%
Property Crime Subtotal	3,444	1,154	1,032	1,382	2,197	1,472	1,236	-16%
TOTAL	3,943	1,506	1,254	1,732	2,594	1,735	1,472	-15%

PART 1 CRIME OVERALL



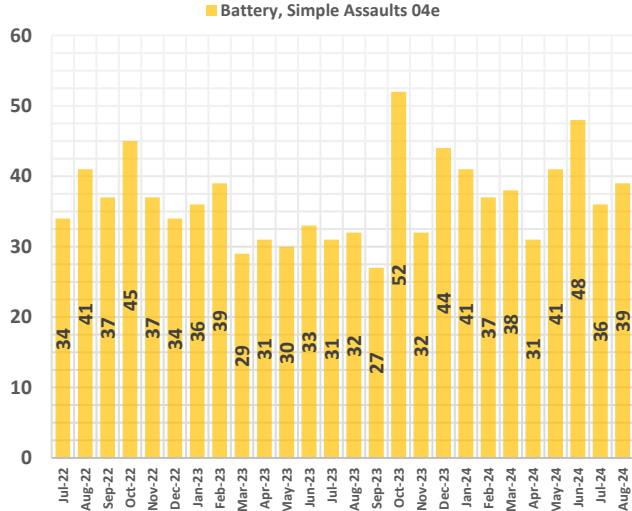
ELECTRONIC CRIMES



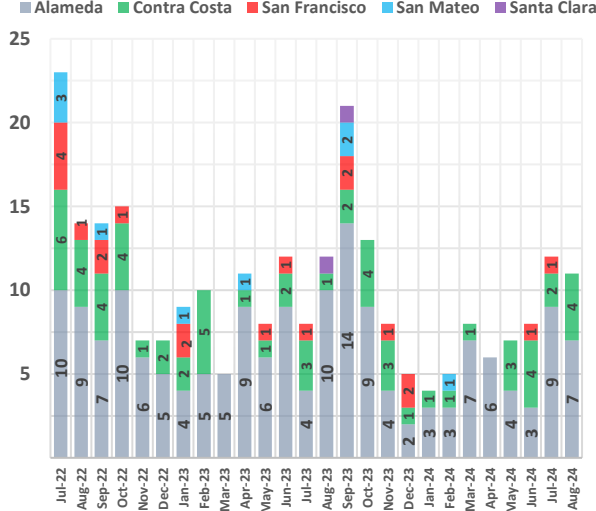
Part 1 Crimes: Top Five Stations

August 2024 M10/OWS M90/DCS A20/FVS A40/SLS A50/BFS
 Full Year 2023 M10/OWS M40/CCS A30/COS M30/PSS A60/HAS

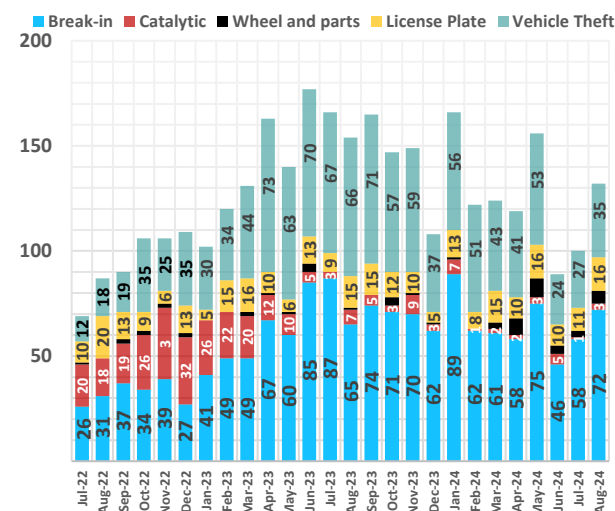
BATTERY & ASSAULT ON BART



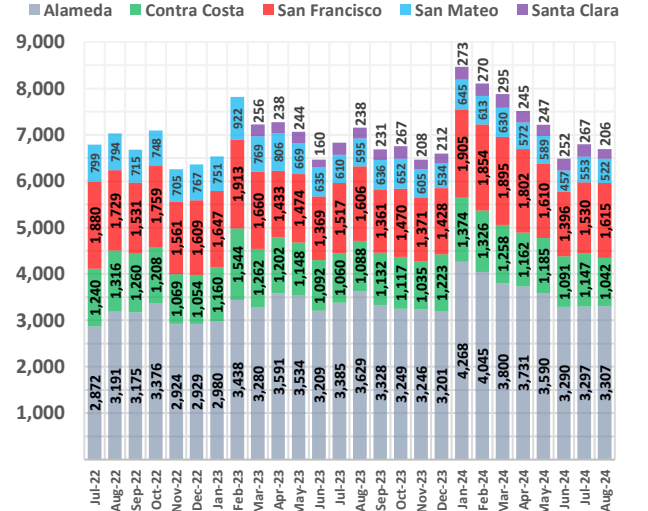
BICYCLE THEFT



VEHICLE CRIME



CALLS TO DISPATCH



Preface: The data is retrieved from the BART Police Database and remains unaudited until corrections. Numbers may differ from the reported data in the Uniform Crime Reporting (UCR) program.

Late reporting, the reclassification or unfounding of crimes, may affect statistics. Infraction citations consist of all individual charges. Felony arrests, misdemeanor arrests and citations are based on each instance per individual



Bay Area Rapid Transit Police Department

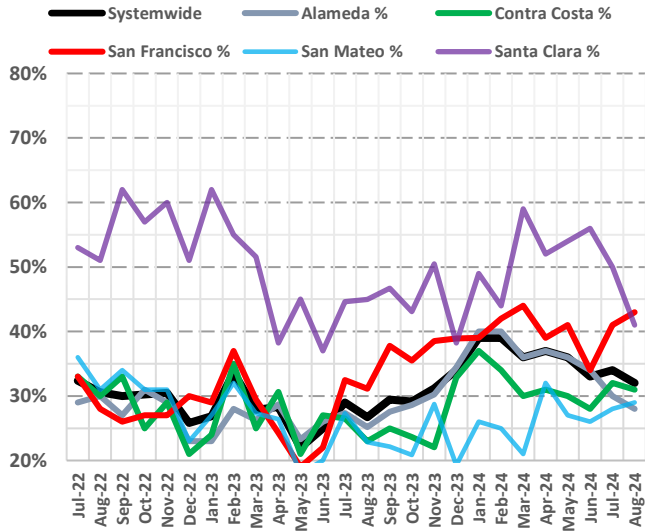
101 8th St, Oakland, CA, 94607 (510) 464-7000

www.bart.gov/police

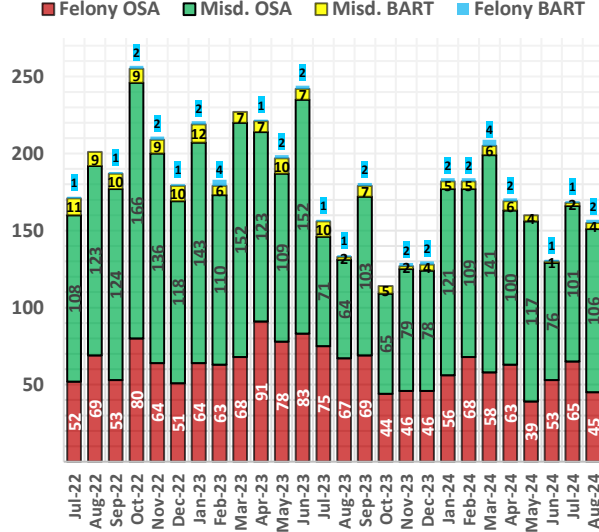
August 2024

Performance Measurement Review - **Systemwide**

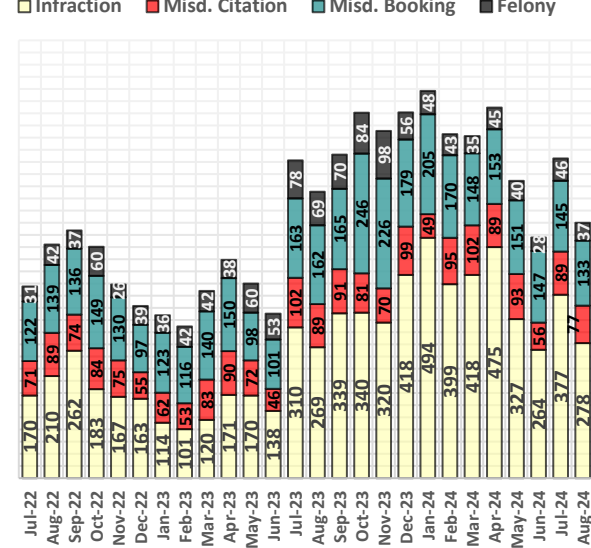
OFFICER-INITIATED INCIDENTS



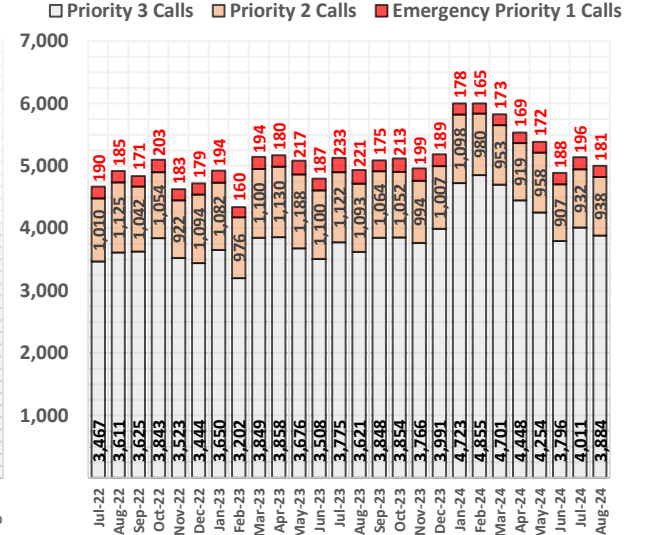
WARRANT ARRESTS



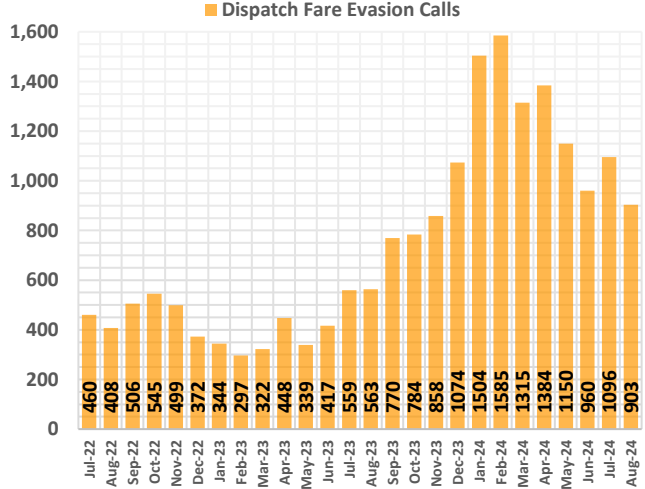
ALL BOOKINGS & ARRESTS



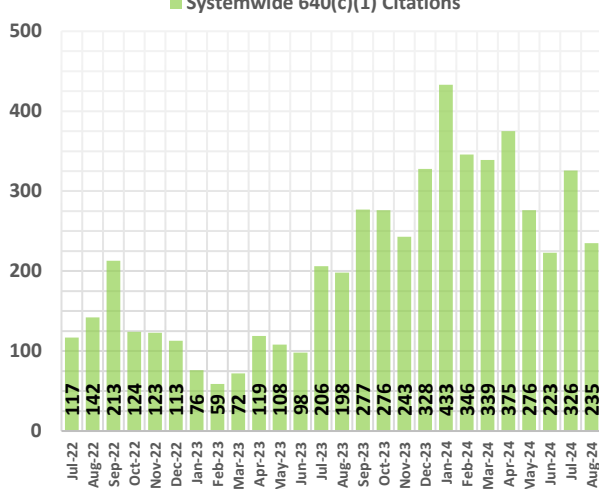
PRIORITY TYPE 1 - 3 CALLS



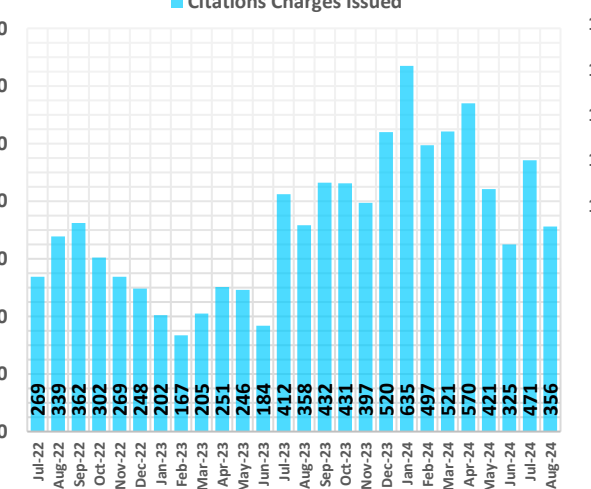
FARE EVASION CAD CALLS



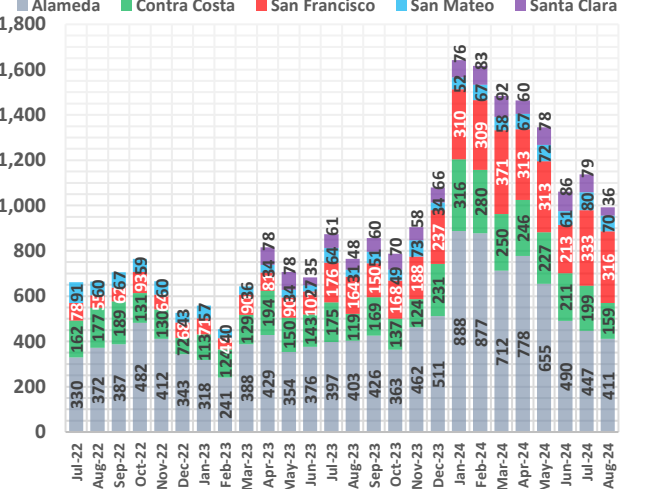
FARE EVASION CITATIONS



ALL CITATIONS



FIELD INTERVIEWS



Preface: The data is retrieved from the BART Police Database and remains unaudited until corrections. Numbers may differ from the reported data in the Uniform Crime Reporting (UCR) program.

Late reporting, the reclassification or unbounding of crimes, may affect statistics. Infraction citations consist of all individual charges. Felony arrests, misdemeanor arrests and citations are based on each instance per individual



Bay Area Rapid Transit Police Department

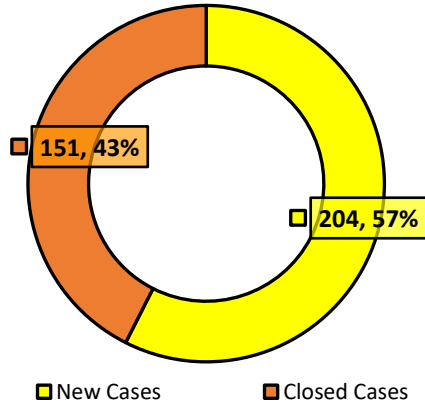
101 8th St, Oakland, CA, 94607 (510) 464-7000

www.bart.gov/police

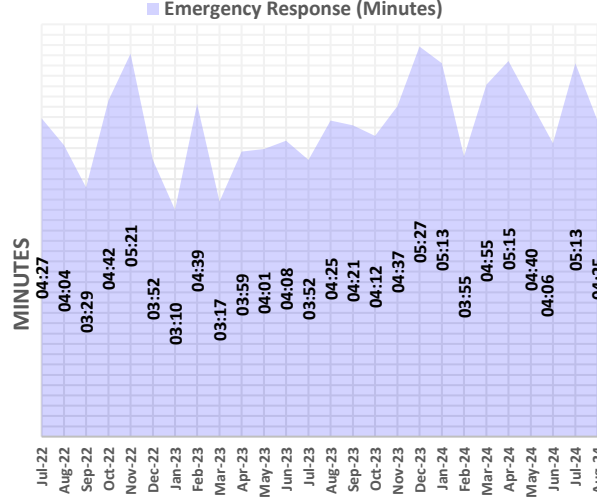
August 2024

Performance Measurement Review - **Systemwide**

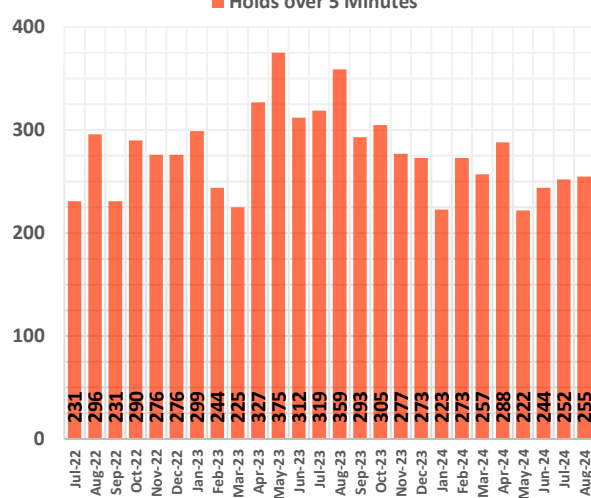
INVESTIGATIVE ASSIGNMENTS



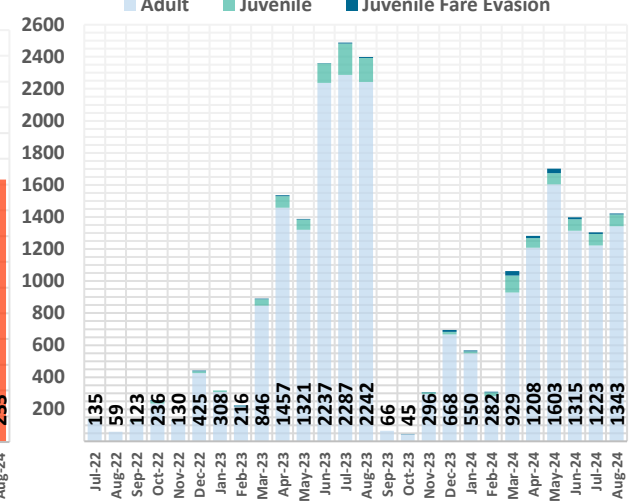
RESPONSE TIME (PRIORITY 1)



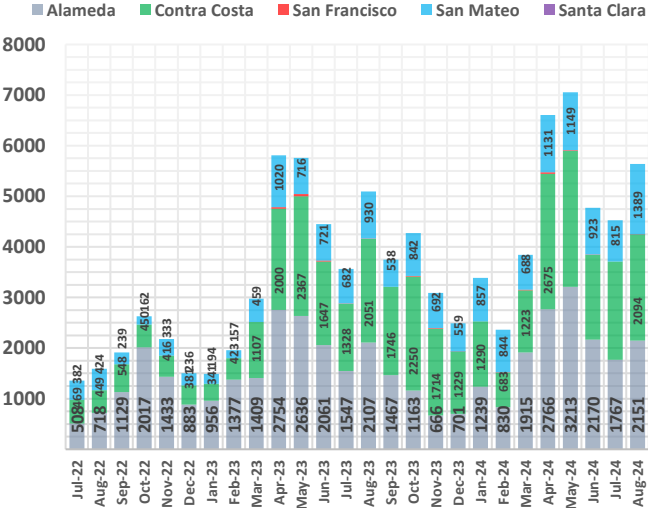
POLICE TRAIN HOLDS



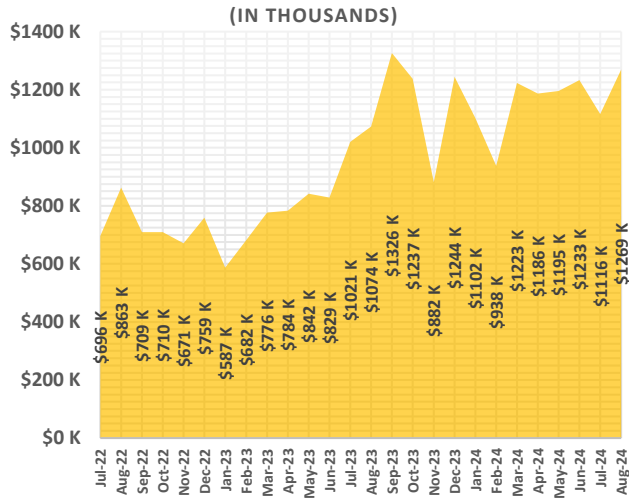
PROOF OF PAYMENT CITATIONS



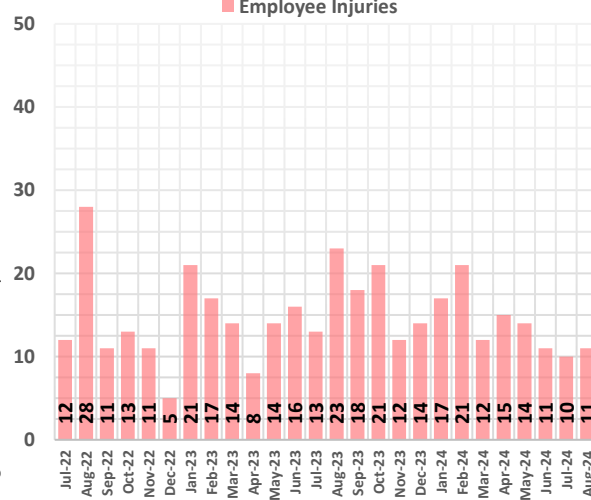
PARKING CITATIONS



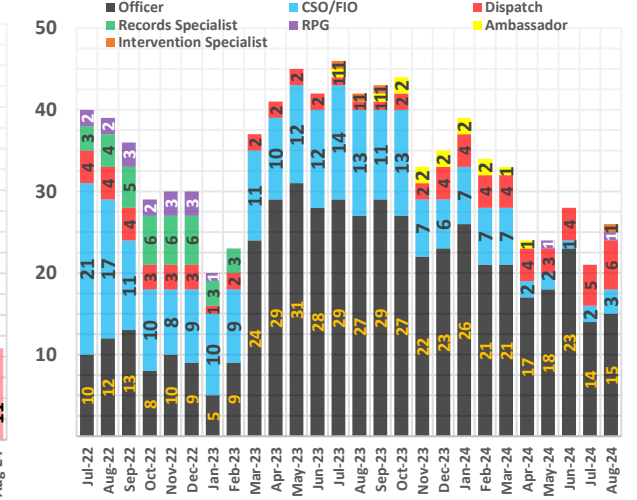
OVERTIME UTILIZATION



EMPLOYEE INJURIES



VACANCIES



Preface: The data is retrieved from the BART Police Database and remains unaudited until corrections. Numbers may differ from the reported data in the Uniform Crime Reporting (UCR) program.

Late reporting, the reclassification or unbounding of crimes, can affect crime statistics. Overtime costs are projected numbers. Information provided on the reports are subject to change.

† Beginning in March 2023, we are now reporting vacancies in Officer, Sr. Officer, and Master Officer, in the "Officer" category, providing a more accurate representation of vacancies.

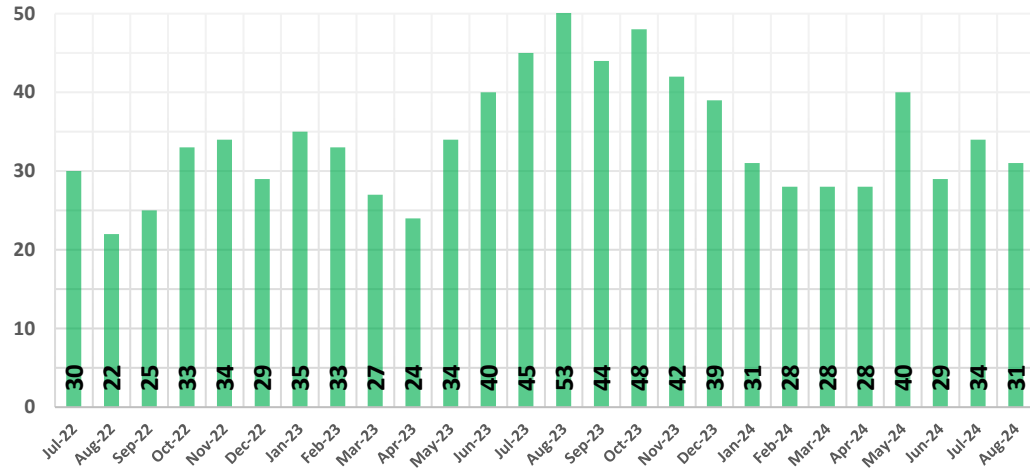


Bay Area Rapid Transit Police Department

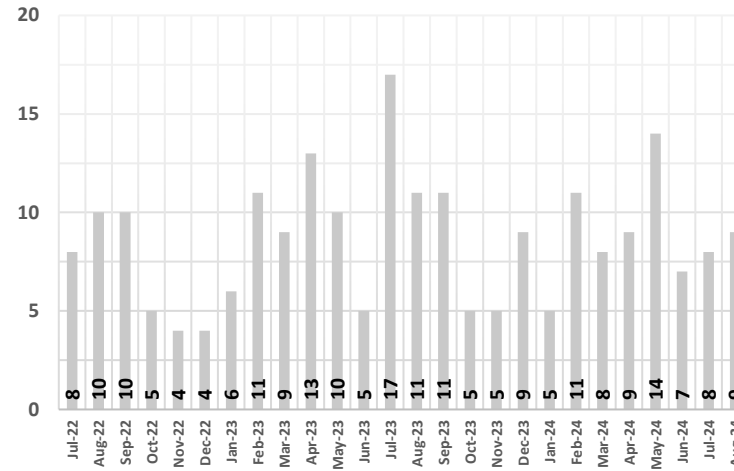
101 8th St, Oakland, CA, 94607 (510) 464-7000 www.bart.gov/police

August 2024 Performance Measurement Review - **Systemwide**

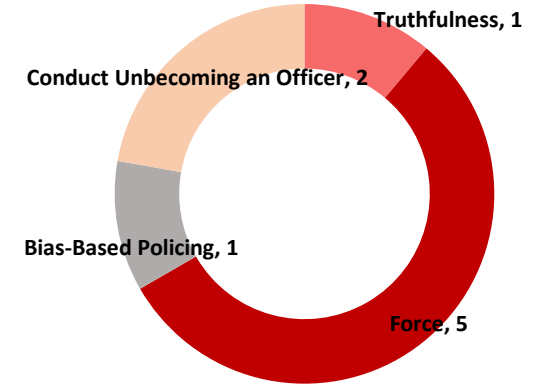
AB716 - PROHIBITION ORDERS



INTERNAL AFFAIRS COMPLAINTS

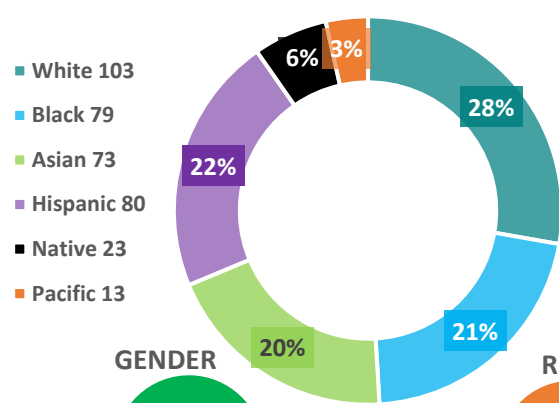


IA COMPLAINTS RECEIVED¹

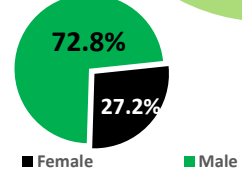


1: Each incident could contain more than one allegation. This chart reflects the most significant allegation per

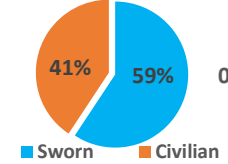
DEPARTMENT ETHNIC DIVERSITY



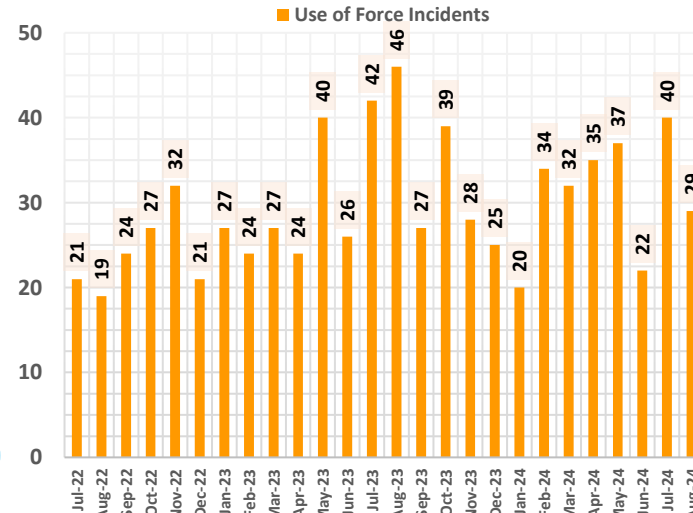
GENDER



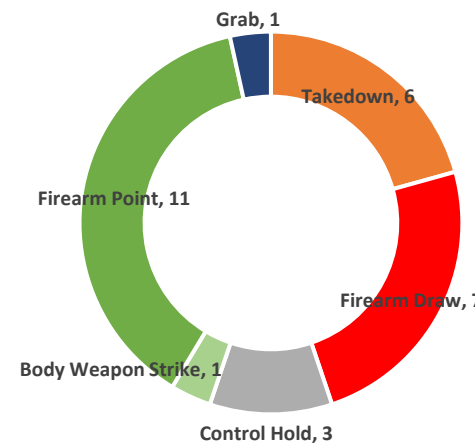
ROLE



USE OF FORCE INCIDENTS

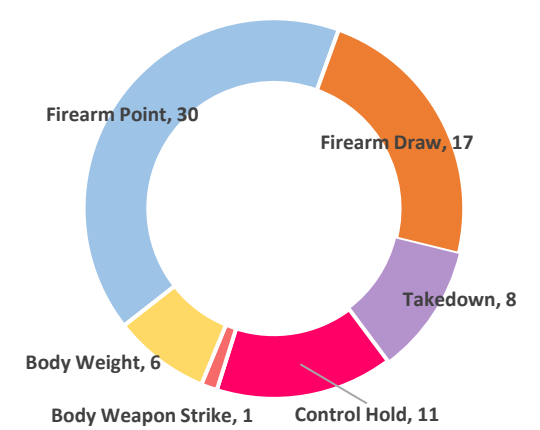


INCIDENT FORCE OPTIONS USED²



2: Some incidents involved the use of multiple force options. If two officers involved in the same incident used the same force option, this data would reflect both officers. As an example, if two officers used control holds in the same incident, this data would reflect two separate control holds.

TYPES OF FORCE USED³



3: Each incident could contain more than one force option. This chart reflects most significant force options used per incident.



Bay Area Rapid Transit Police Department

101 8th St, Oakland, CA, 94607 (510) 464-7000 www.bart.gov/police

August 2024

Performance Measurement Review - **Systemwide**

BART PD Uses of Force

Use of Force Incidents	Jan	Feb	Mar	Apr	May	Jun	Jul	Aug	Sep	Oct	Nov	Dec	Total
2024 CY	20	34	32	35	37	22	40	29					249
2023 CY	27	24	27	24	40	26	42	46	27	39	28	25	375
2022 CY	26	16	27	16	20	36	21	19	24	27	32	21	285
2021 CY	25	14	21	18	23	16	16	8	24	26	24	29	244
2024 YTD	20	54	86	121	158	180	220	249					
2023 YTD	27	51	78	102	142	168	210	256	283	322	350	375	
2022 YTD	26	42	69	85	105	141	162	181	205	232	264	285	
2021 YTD	25	39	60	78	101	117	133	141	165	191	215	244	

BART PD Dispatch Communications Center

Dispatch Center Calls	Jan	Feb	Mar	Apr	May	Jun	Jul	Aug	Sep	Oct	Nov	Dec	Total
2024 Calls for Service	8,539	8,143	7,905	7,546	7,237	6,497	6,805	6,709					59,381
2024 Priority 1 Calls	178	165	173	169	172	188	196	181					1,422
2024 Medical Emergencies	335	352	320	283	276	287	249	274					2,376
2024 Avg P1 Response Time	05:13	03:55	04:55	05:15	04:40	04:06	05:13	04:25					04:43
2023 Calls for Service	7,012	6,003	7,236	7,279	7,076	6,467	6,831	7,197	6,695	6,755	6,465	6,601	81,617
2023 Priority 1 Calls	194	160	194	180	217	187	233	221	175	213	199	189	2,362
2023 Medical Emergencies	412	344	398	378	357	338	352	293	310	316	303	325	4,126
2023 Avg P1 Response Time	03:10	04:39	03:17	03:59	04:01	04:08	03:52	04:25	04:21	04:12	04:37	05:27	04:11
2022 Calls for Service	6,087	5,802	7,138	6,936	7,080	7,191	7,081	7,330	6,956	7,433	6,609	6,694	82,337
2022 Priority 1 Calls	141	150	141	151	160	174	190	185	171	203	183	179	2,028
2022 Medical Emergencies	302	255	286	277	309	353	302	327	322	386	332	399	3,850
2022 Avg P1 Response Time	03:52	03:19	02:59	04:27	03:23	03:46	04:27	04:04	03:29	04:42	05:21	03:52	03:58
2019 Calls for Service	7,523	7,785	7,829	7,698	7,449	6,676	6,746	7,182	6,770	7,138	6,301	7,643	86,740
2019 Priority 1 Calls	203	181	202	204	202	213	205	199	222	205	192	192	2,420
2019 Medical Emergencies	361	310	370	321	396	360	318	323	339	329	329	381	4,137
2019 Avg P1 Response Time	05:16	05:10	04:49	04:40	03:52	06:17	04:38	06:45	05:34	05:30	04:57	03:47	05:06



Bay Area Rapid Transit Police Department

101 8th St, Oakland, CA, 94607 (510) 464-7000 www.bart.gov/police

August 2024

Performance Measurement Review - **Systemwide**

BART PD Enforcement Contacts													
Felony Arrests	Jan	Feb	Mar	Apr	May	Jun	Jul	Aug	Sep	Oct	Nov	Dec	Total
2024 Felony Arrest	48	43	35	45	40	28	46	37					322
2023 Felony Arrest	36	42	42	38	60	53	78	69	70	84	98	56	726
2022 Felony Arrest	27	35	32	28	52	39	31	42	37	60	26	39	448
2021 Felony Arrest	20	18	30	19	25	22	28	19	30	34	42	37	324
2024 Felony Arrest YTD	48	91	126	171	211	239	285	322					
2023 Felony Arrest YTD	36	78	120	158	218	271	349	418	488	572	670	726	
2022 Felony Arrest YTD	27	62	94	122	174	213	244	286	323	383	409	448	
2021 Felony Arrest YTD	20	38	68	87	112	134	162	181	211	245	287	324	
Misdemeanor Arrests	Jan	Feb	Mar	Apr	May	Jun	Jul	Aug	Sep	Oct	Nov	Dec	Total
2024 Misd. Arrest	205	170	148	153	151	147	145	133					1,252
2023 Misd. Arrest	123	116	140	150	98	101	163	162	165	246	226	179	1,869
2022 Misd. Arrest	113	91	109	116	127	133	122	139	136	149	130	97	1,462
2021 Misd. Arrest	82	87	122	114	109	102	117	85	108	158	130	133	1,347
2024 Misd. Arrest YTD	205	375	523	676	827	974	1,119	1,252					
2023 Misd. Arrest YTD	123	239	379	529	627	728	891	1,053	1,218	1,464	1,690	1,869	
2022 Misd. Arrest YTD	113	204	313	429	556	689	811	950	1,086	1,235	1,365	1,462	
2021 Misd. Arrest YTD	82	169	291	405	514	616	733	818	926	1,084	1,214	1,347	
Cite & Releases	Jan	Feb	Mar	Apr	May	Jun	Jul	Aug	Sep	Oct	Nov	Dec	Total
2024 Cite & Release	49	95	102	89	93	56	89	77					650
2023 Cite & Release	62	53	83	90	72	46	102	89	91	81	70	99	938
2022 Cite & Release	75	63	70	86	81	88	71	89	74	84	75	55	911
2021 Cite & Release	52	68	81	71	67	68	70	56	62	86	86	73	840
2024 Cite & Release YTD	49	144	246	335	428	484	573	650					
2023 Cite & Release YTD	62	115	198	288	360	406	508	597	688	769	839	938	
2022 Cite & Release YTD	75	138	208	294	375	463	534	623	697	781	856	911	
2021 Cite & Release YTD	52	120	201	272	339	407	477	533	595	681	767	840	
Field Interviews	Jan	Feb	Mar	Apr	May	Jun	Jul	Aug	Sep	Oct	Nov	Dec	Total
2024 Field Interview	1,642	1,616	1,483	1,511	1,345	1,065	1,138	992					10,792
2023 Field Interview	673	514	710	810	696	682	873	765	856	787	905	1,079	9,350
2022 Field Interview	633	756	882	828	814	770	716	734	775	869	792	624	9,193
2021 Field Interview	809	659	781	767	746	681	811	695	943	1,017	876	765	9,550
2024 Field Interview YTD	1,642	3,258	4,741	6,252	7,597	8,662	9,800	10,792					
2023 Field Interview YTD	673	1,187	1,897	2,707	3,403	4,085	4,958	5,723	6,579	7,366	8,271	9,350	
2022 Field Interview YTD	633	1,389	2,271	3,099	3,913	4,683	5,399	6,133	6,908	7,777	8,569	9,193	
2021 Field Interview YTD	809	1,468	2,249	3,016	3,762	4,443	5,254	5,949	6,892	7,909	8,785	9,550	
Combined Contacts	Jan	Feb	Mar	Apr	May	Jun	Jul	Aug	Sep	Oct	Nov	Dec	Total
2024 Monthly Enf. Contacts	1,944	1,924	1,768	1,798	1,629	1,296	1,418	1,239					13,016
2023 Monthly Enf. Contacts	894	725	975	1,088	926	882	1,216	1,085	1,182	1,198	1,299	1,413	12,883
2022 Monthly Enf. Contacts	848	945	1,093	1,058	1,074	1,030	940	1,004	1,022	1,162	1,023	815	12,014
2021 Monthly Enf. Contacts	963	832	1,014	971	947	873	1,026	855	1,143	1,295	1,134	1,008	12,061
2024 Enf. Contacts YTD	1,944	3,868	5,636	7,434	9,063	10,359	11,777	13,016					
2023 Enf. Contacts YTD	894	1,619	2,594	3,682	4,608	5,490	6,706	7,791	8,973	10,171	11,470	12,883	
2022 Enf. Contacts YTD	848	1,793	2,886	3,944	5,018	6,048	6,988	7,992	9,014	10,176	11,199	12,014	
2021 Enf. Contacts YTD	963	1,795	2,809	3,780	4,727	5,600	6,626	7,481	8,624	9,919	11,053	12,061	



Bay Area Rapid Transit Police Department

101 8th St, Oakland, CA, 94607 (510) 464-7000 www.bart.gov/police

August 2024

Performance Measurement Review - **Systemwide**

BART PD Warrant Arrests

Warrant Arrests	Jan	Feb	Mar	Apr	May	Jun	Jul	Aug	Sep	Oct	Nov	Dec	Total
2024 BART Felony	2	2	4	2	0	1	1	2					14
2024 BART Misdemeanor	5	5	6	6	4	1	2	4					33
2024 Outside Felony	56	68	58	63	39	53	65	45					447
2024 Outside Misdemeanor	121	109	141	100	117	76	101	106					871
2024 Monthly Total	184	184	209	171	160	131	169	157					1,365
2024 YTD Total	184	368	577	748	908	1,039	1,208	1,365					
2023 BART Felony	2	4	0	1	2	2	1	1	2	0	2	2	19
2023 BART Misdemeanor	12	6	7	7	10	7	10	2	7	5	2	4	79
2023 Outside Felony	64	63	68	91	78	83	75	67	69	44	46	46	794
2023 Outside Misdemeanor	143	110	152	123	109	152	71	64	103	65	79	78	1,249
2023 Monthly Total	221	183	227	222	199	244	157	134	181	114	129	130	2,141
2023 YTD Total	221	404	631	853	1,052	1,296	1,453	1,587	1,768	1,882	2,011	2,141	
2022 BART Felony	2	1	3	6	1	0	1	0	1	2	2	1	20
2022 BART Misdemeanor	3	4	10	11	10	8	11	9	10	9	9	10	104
2022 Outside Felony	51	48	53	53	54	47	52	69	53	80	64	51	675
2022 Outside Misdemeanor	61	83	93	135	120	112	108	123	124	166	136	118	1,379
2022 Monthly Total	117	136	159	205	185	167	172	201	188	257	211	180	2,178
2022 YTD Total	117	253	412	617	802	969	1,141	1,342	1,530	1,787	1,998	2,178	
2021 BART Felony	2	2	0	2	4	4	8	2	6	0	2	4	36
2021 BART Misdemeanor	7	9	7	4	6	7	9	4	15	6	9	9	92
2021 Outside Felony	38	37	35	56	39	32	42	39	71	48	40	49	526
2021 Outside Misdemeanor	56	45	36	46	65	70	76	61	121	108	82	103	869
2021 Monthly Total	103	93	78	108	114	113	135	106	213	162	133	165	1,523
2021 YTD Total	103	196	274	382	496	609	744	850	1,063	1,225	1,358	1,523	



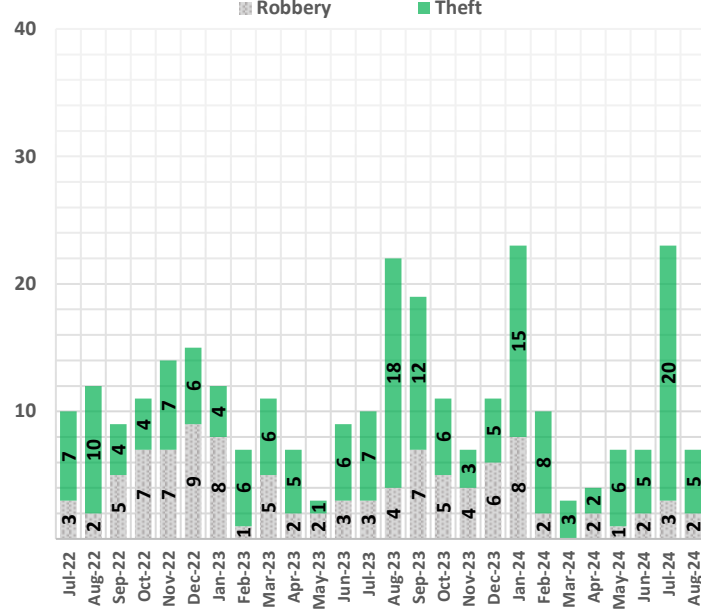
Bay Area Rapid Transit Police Department

101 8th St, Oakland, CA, 94607 (510) 464-7000 www.bart.gov/police

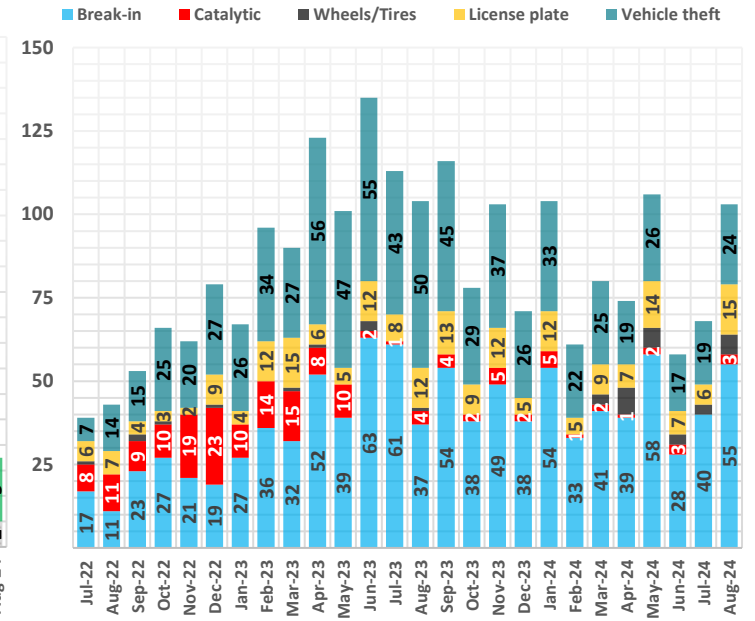
August 2024 Performance Measurement Review - Alameda County

PART 1 UCR Crime	2019	2020	2021	2022	2023	YTD 2023	YTD 2024	PCT %
Homicide	1	0	0	1	1	1	0	-100%
Rape	2	3	2	3	3	1	1	0%
Robbery	229	122	64	123	119	78	58	-26%
Aggravated Assault	52	54	34	63	84	49	45	-8%
Violent Crime Subtotal	284	179	100	190	207	129	104	-19%
Burglary (Structural)	13	9	6	10	15	8	13	+63%
Larceny & Auto Burglary	1,634	577	472	627	915	615	544	-12%
Auto Theft	149	56	85	170	475	338	185	-45%
Arson	5	2	2	2	3	3	2	-33%
Property Crime Subtotal	1,801	644	565	809	1,408	964	744	-23%
TOTAL	2,085	823	665	999	1,615	1,093	848	-22%

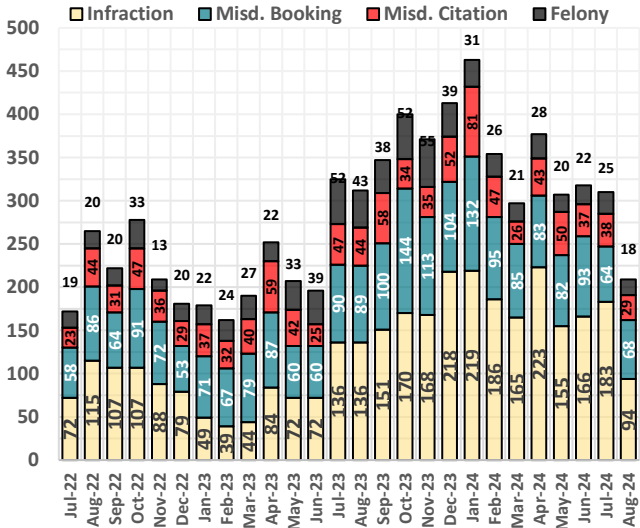
ALAMEDA ELECTRONIC CRIME



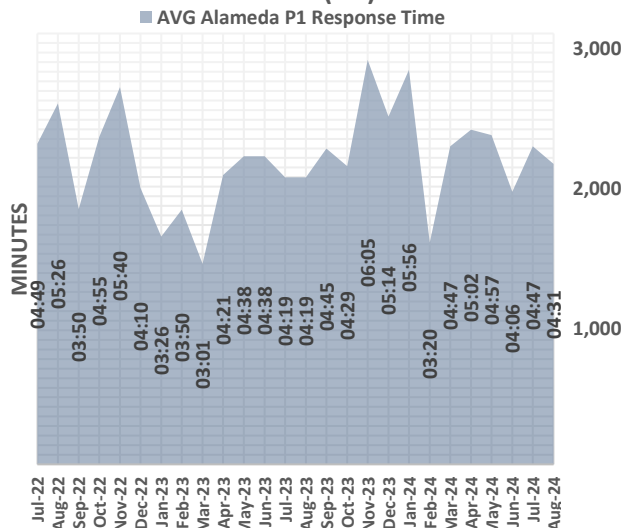
ALAMEDA VEHICLE CRIME



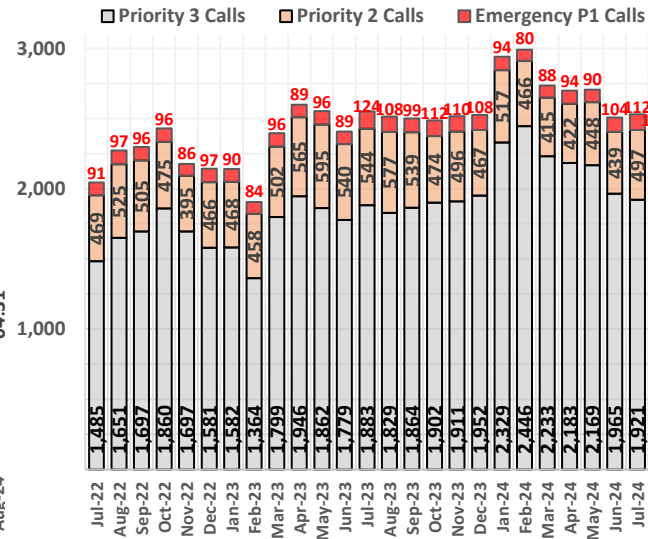
ALAMEDA ARRESTS & CITATIONS



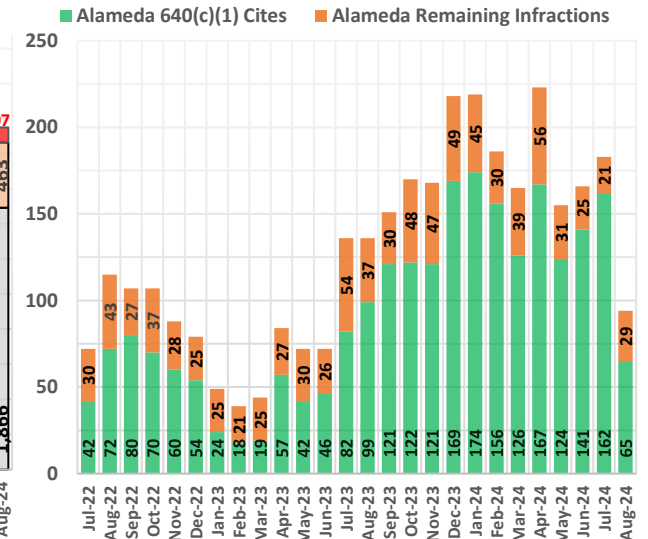
RESPONSE TIME (P1) AVG



ALAMEDA PRIORITY 1 - 3 CALLS



ALAMEDA FARE EVASION



Preface: The data is retrieved from the BART Police Database and remains unaudited until corrections. Numbers may differ from the reported data in the Uniform Crime Reporting (UCR) program.

Late reporting, the reclassification or unfounding of crimes, may affect statistics. Infraction citations consist of all individual charges. Felony arrests, misdemeanor arrests and citations are based on each instance per individual



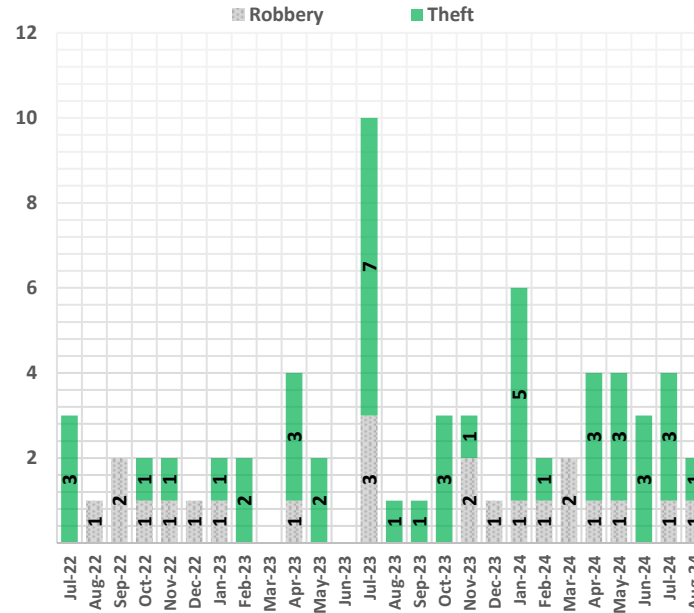
Bay Area Rapid Transit Police Department

101 8th St, Oakland, CA, 94607 (510) 464-7000 www.bart.gov/police

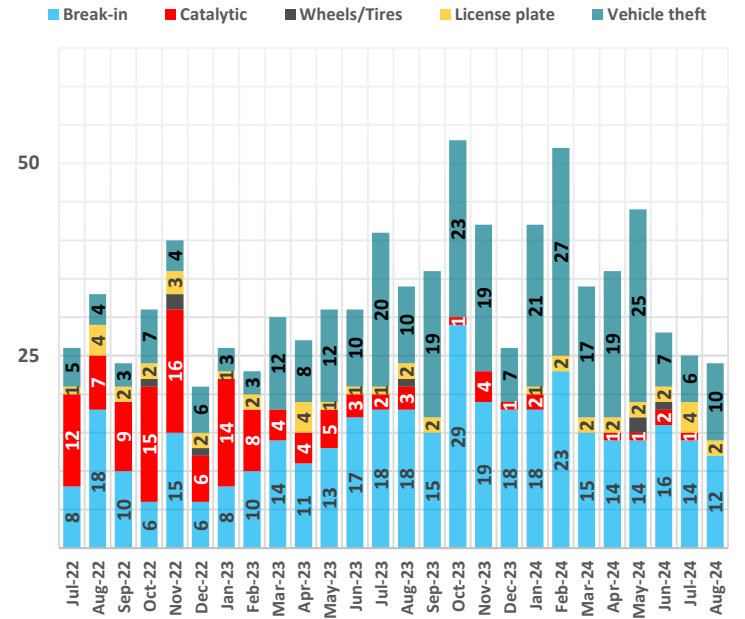
August 2024 Performance Measurement Review - Contra Costa County

PART 1 UCR Crime	2019	2020	2021	2022	2023	YTD 2023	YTD 2024	PCT %
Homicide	0	0	0	0	0	0	0	-%
Rape	4	0	4	4	4	3	2	-33%
Robbery	34	23	19	23	18	11	18	+64%
Aggravated Assault	23	17	19	21	23	15	21	+40%
Violent Crime Subtotal	61	40	42	48	45	29	41	+41%
Burglary (Structural)	2	1	1	4	7	2	3	+50%
Larceny & Auto Burglary	592	202	226	328	322	209	178	-15%
Auto Theft	81	40	46	49	146	78	132	+69%
Arson	0	0	0	5	1	1	0	-100%
Property Crime Subtotal	675	243	273	386	476	290	313	+8%
TOTAL	736	283	315	434	521	319	354	+11%

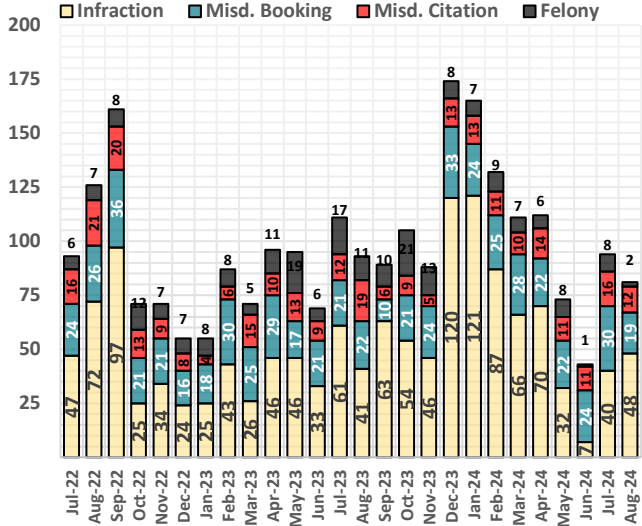
CONTRA COSTA ELECTRONIC THEFT



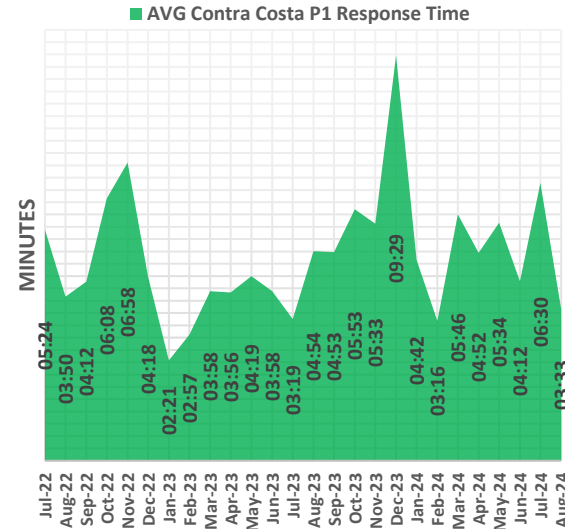
CONTRA COSTA VEHICLE CRIME



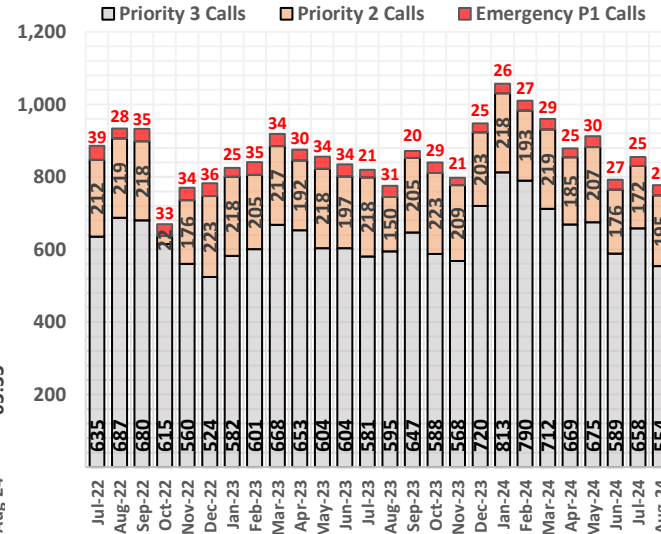
COCO ARRESTS & CITATIONS



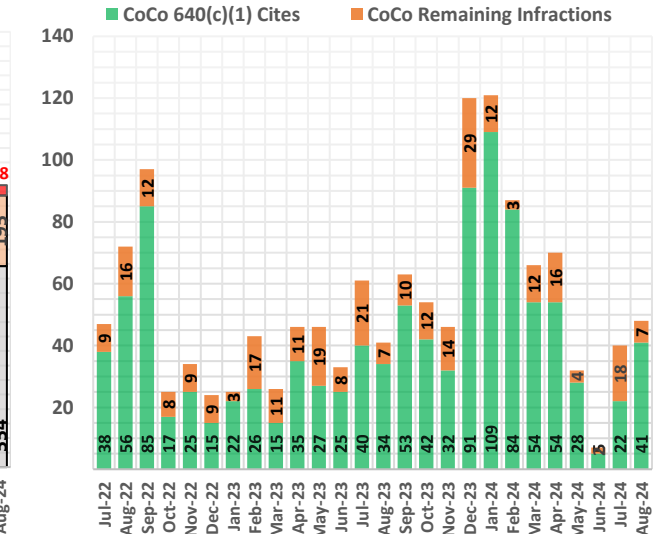
RESPONSE TIME (P1) AVG



COCO PRIORITY 1 - 3 CALLS



COCO FARE EVASION



Preface: The data is retrieved from the BART Police Database and remains unaudited until corrections. Numbers may differ from the reported data in the Uniform Crime Reporting (UCR) program.

Late reporting, the reclassification or unfounding of crimes, may affect statistics. Infraction citations consist of all individual charges. Felony arrests, misdemeanor arrests and citations are based on each instance per individual.



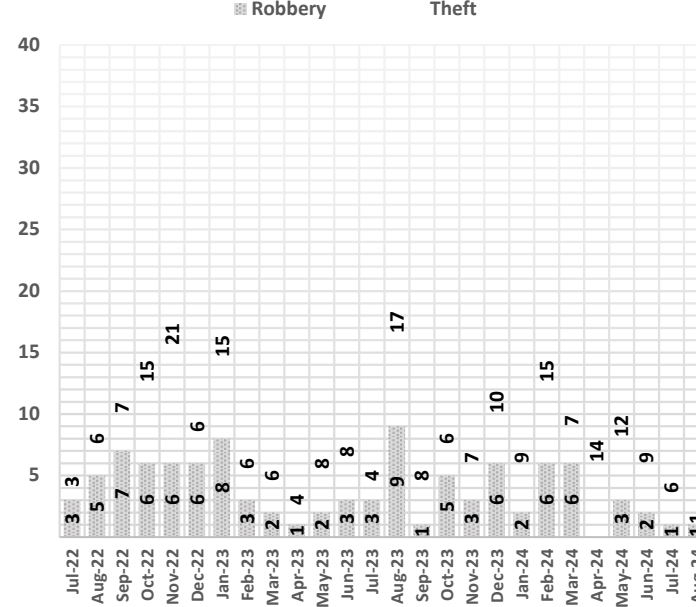
Bay Area Rapid Transit Police Department

101 8th St, Oakland, CA, 94607 (510) 464-7000 www.bart.gov/police

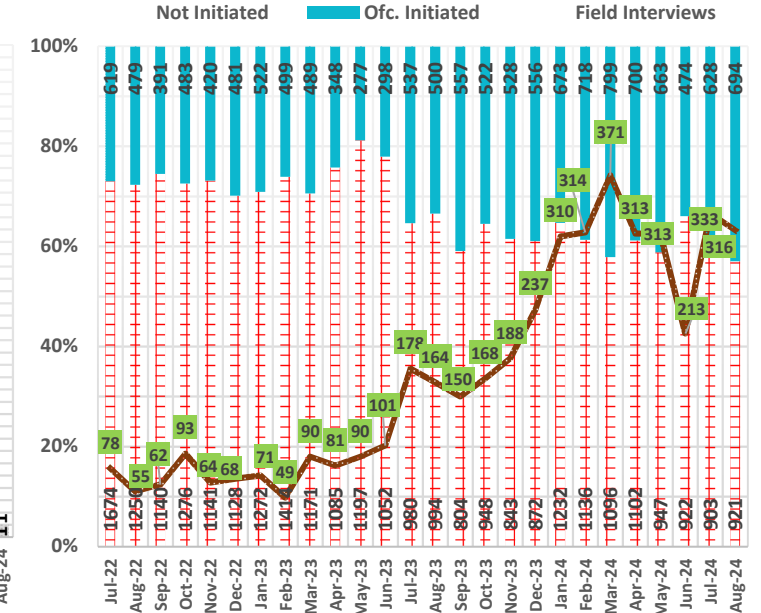
August 2024 Performance Measurement Review - San Francisco County

PART 1 UCR Crime	2019	2020	2021	2022	2023	YTD 2023	YTD 2024	PCT %
Homicide	0	0	0	3	0	0	1	-%
Rape	0	4	1	0	0	0	0	-%
Robbery	104	101	47	66	82	62	55	-11%
Aggravated Assault	28	19	16	21	40	29	22	-24%
Violent Crime Subtotal	132	124	64	90	122	91	78	-14%
Burglary (Structural)	4	1	3	6	2	2	2	0%
Larceny & Auto Burglary	619	200	103	110	147	106	100	-6%
Auto Theft	1	0	0	0	2	2	1	-50%
Arson	0	1	2	1	0	0	0	-%
Property Crime Subtotal	624	202	108	117	151	110	103	-6%
TOTAL	756	326	172	207	273	201	181	-10%

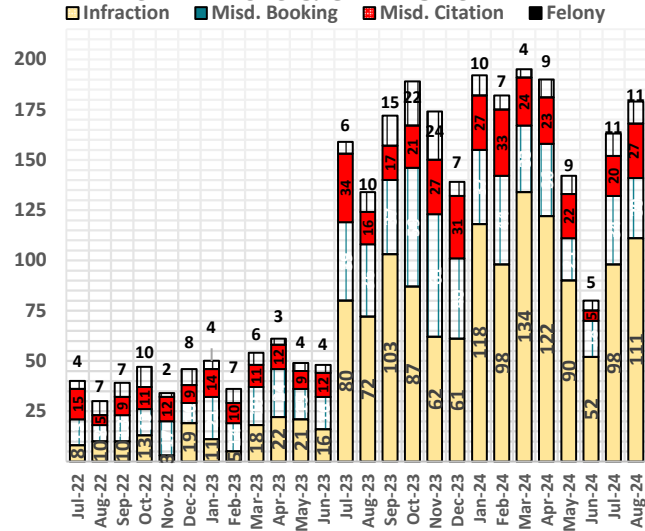
SAN FRANCISCO ELECTRONIC CRIMES



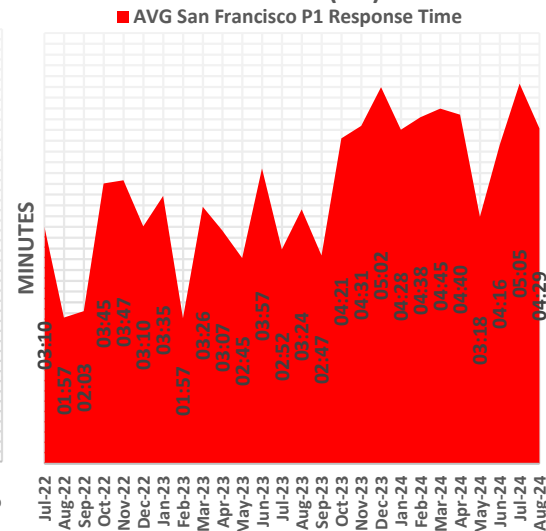
SF OFFICER-INITIATED INCIDENTS



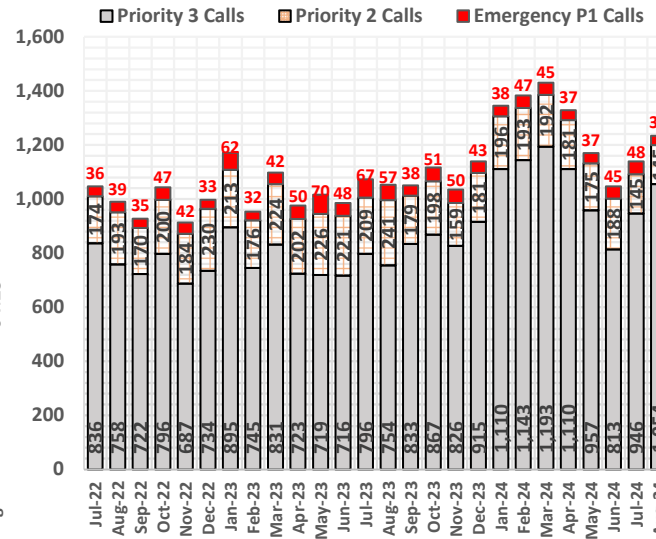
SF ARRESTS & CITATIONS



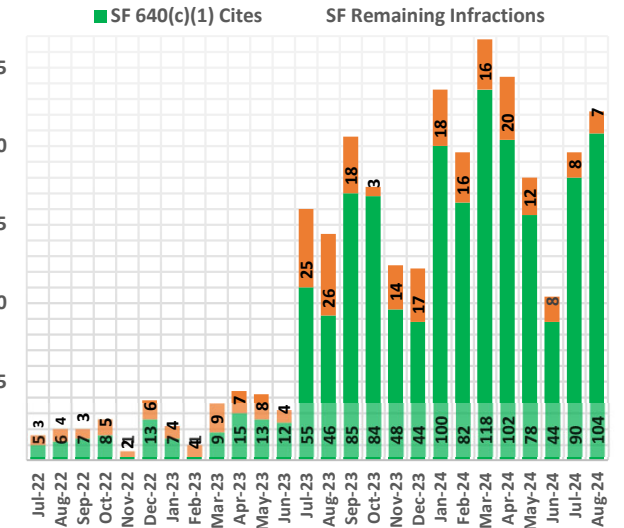
RESPONSE TIME (P1) AVG



SF PRIORITY 1 - 3 CALLS



SAN FRANCISCO FARE EVASION



Preface: The data is retrieved from the BART Police Database and remains unaudited until corrections. Numbers may differ from the reported data in the Uniform Crime Reporting (UCR) program.

Late reporting, the reclassification or unfounding of crimes, may affect statistics. Infraction citations consist of all individual charges. Felony arrests, misdemeanor arrests and citations are based on each instance per individual.



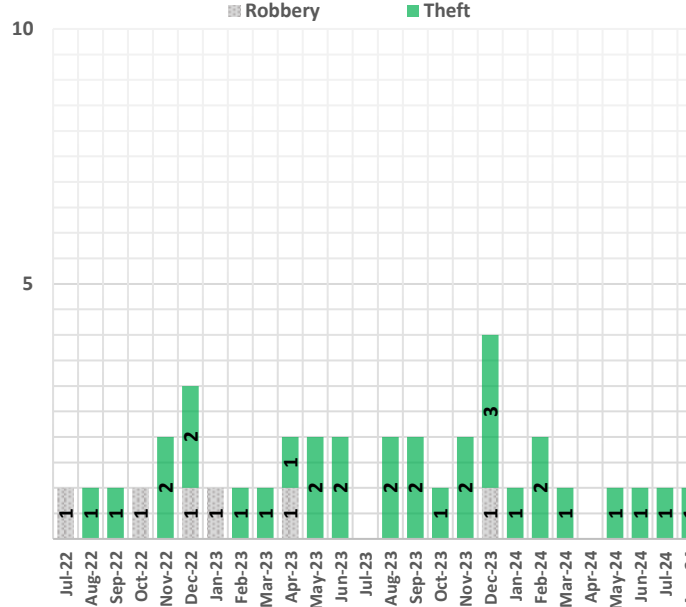
Bay Area Rapid Transit Police Department

101 8th St, Oakland, CA, 94607 (510) 464-7000 www.bart.gov/police

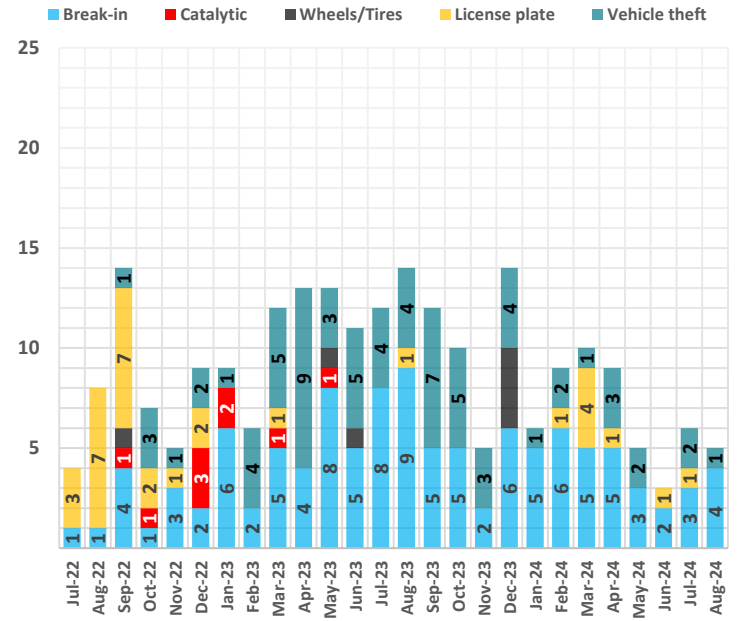
August 2024 Performance Measurement Review - **San Mateo County**

PART 1 UCR Crime	2019	2020	2021	2022	2023	YTD 2023	YTD 2024	PCT %
Homicide	0	0	0	0	0	0	0	-%
Rape	1	1	1	0	0	0	0	-%
Robbery	13	6	10	14	13	8	7	-13%
Aggravated Assault	8	4	2	3	9	7	3	-57%
Violent Crime Subtotal	22	11	13	17	22	15	10	-33%
Burglary (Structural)	0	1	1	1	0	0	0	-%
Larceny & Auto Burglary	332	75	81	87	101	75	62	-17%
Auto Theft	13	4	3	12	54	35	12	-66%
Arson	0	1	1	1	0	0	0	-%
Property Crime Subtotal	345	81	86	101	155	110	74	-33%
TOTAL	367	92	99	99	177	125	84	-33%

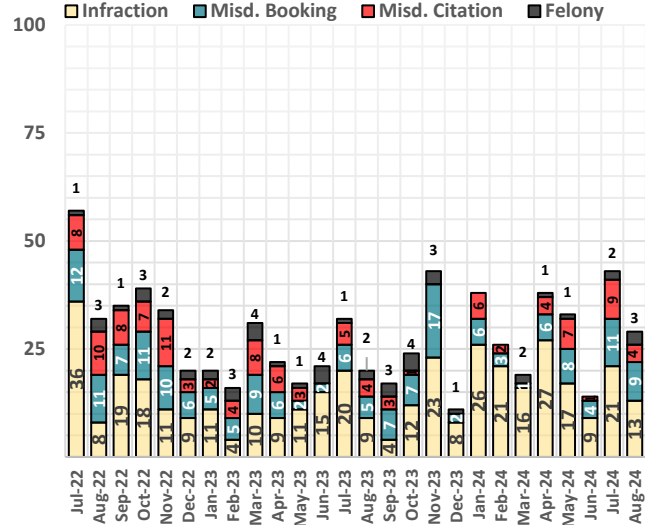
SAN MATEO ELECTRONIC CRIME



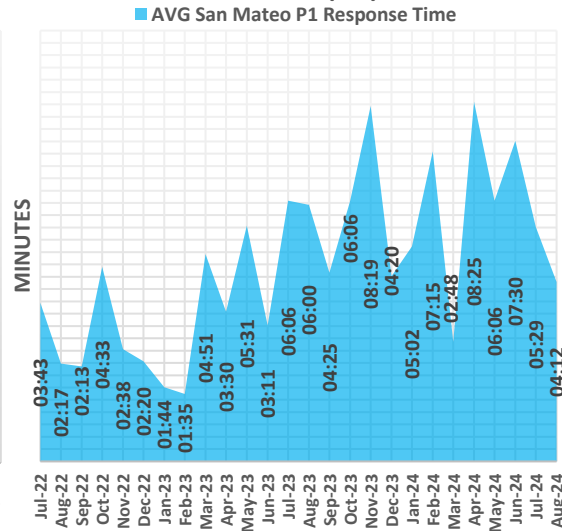
SAN MATEO VEHICLE CRIME



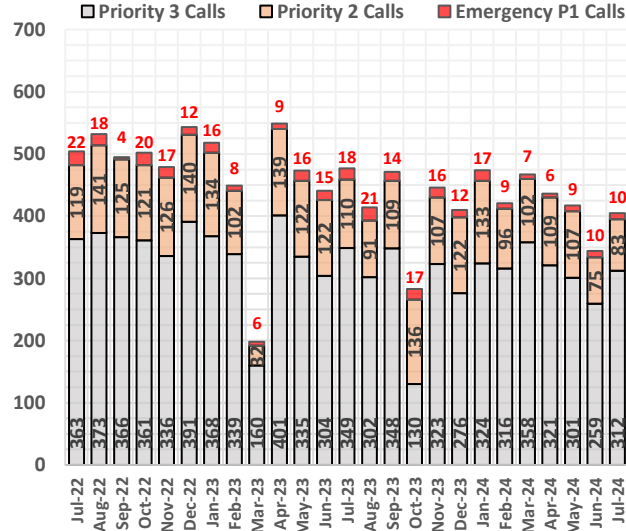
SMC ARRESTS & CITATIONS



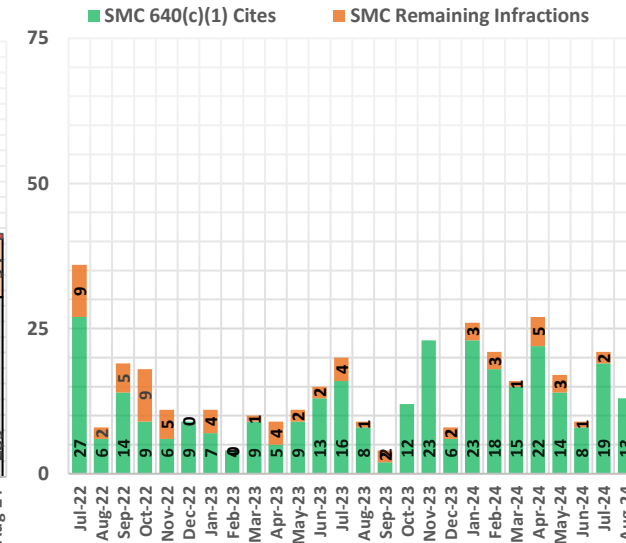
RESPONSE TIME (P1) AVG



SMC PRIORITY 1 - 3 CALLS



SMC FARE EVASION



Preface: The data is retrieved from the BART Police Database and remains unaudited until corrections. Numbers may differ from the reported data in the Uniform Crime Reporting (UCR) program.

Late reporting, the reclassification or unfounding of crimes, may affect statistics. Infraction citations consist of all individual charges. Felony arrests, misdemeanor arrests and citations are based on each instance per individual.



Bay Area Rapid Transit Police Department

101 8th St, Oakland, CA, 94607 (510) 464-7000 www.bart.gov/police

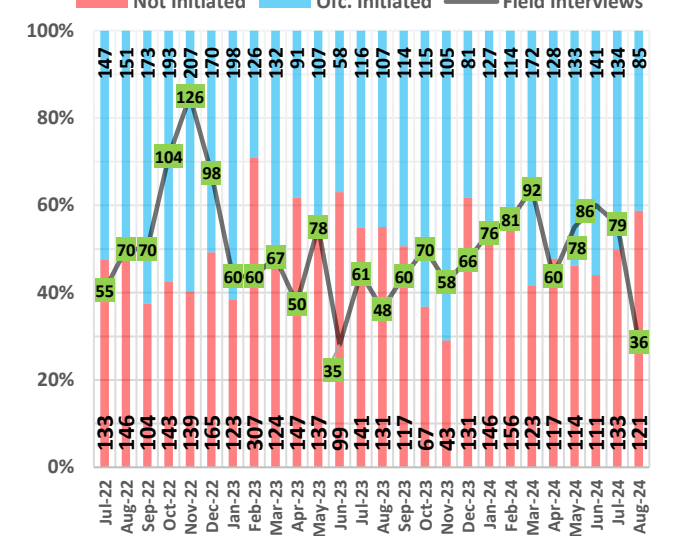
August 2024 Performance Measurement Review - Santa Clara County

PART 1 UCR Crime	2019	2020	2021	2022	2023	YTD 2023	YTD 2024	PCT %
Homicide	-	-	0	0	0	0	0	-%
Rape	-	-	0	0	0	0	0	-%
Robbery	-	-	2	0	2	0	3	-%
Aggravated Assault	-	1	0	2	0	0	0	-%
Violent Crime Subtotal	0	1	2	2	2	0	3	-%
Burglary (Structural)	-	-	0	0	0	0	0	-%
Larceny & Auto Burglary	-	1	0	0	7	4	2	-50%
Auto Theft	-	-	0	0	1	1	0	-100%
Arson	-	-	0	0	0	0	0	-%
Property Crime Subtotal	0	1	0	0	8	5	2	-60%
TOTAL	0	2	2	2	10	5	5	0%

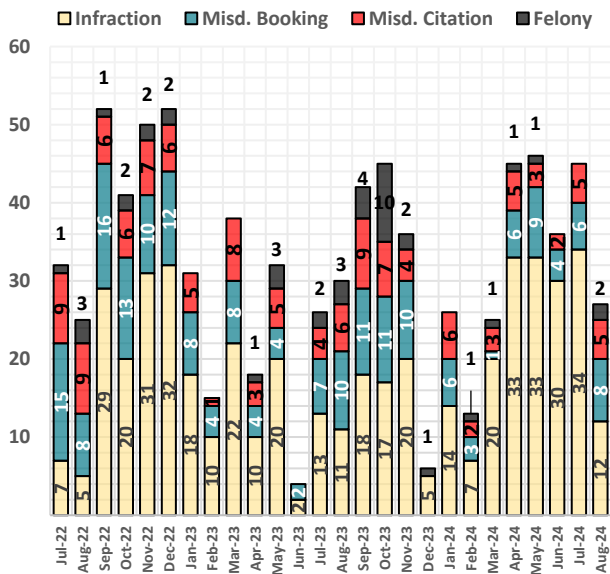
SANTA CLARA ELECTRONIC CRIME



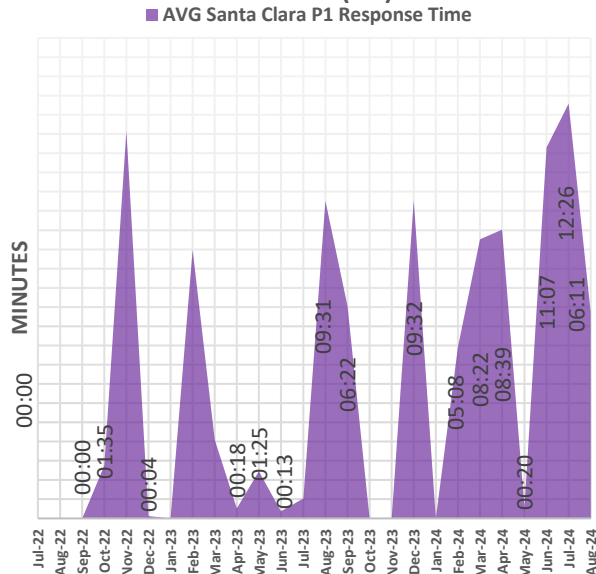
SCC OFFICER-INITIATED INCIDENTS



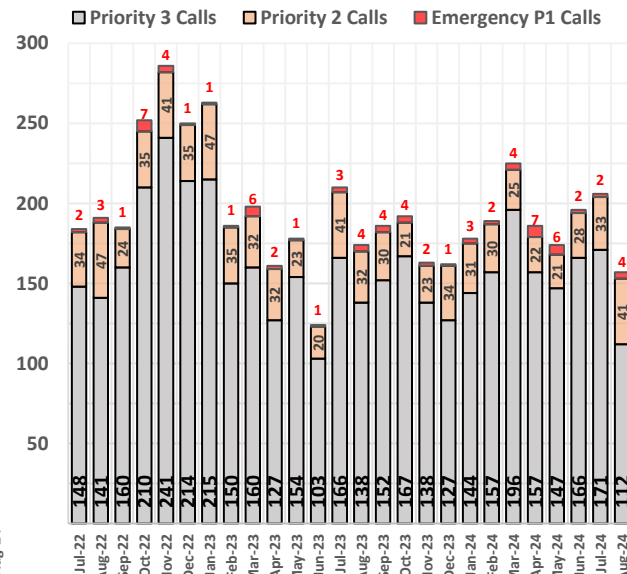
SCC ARRESTS & CITATIONS



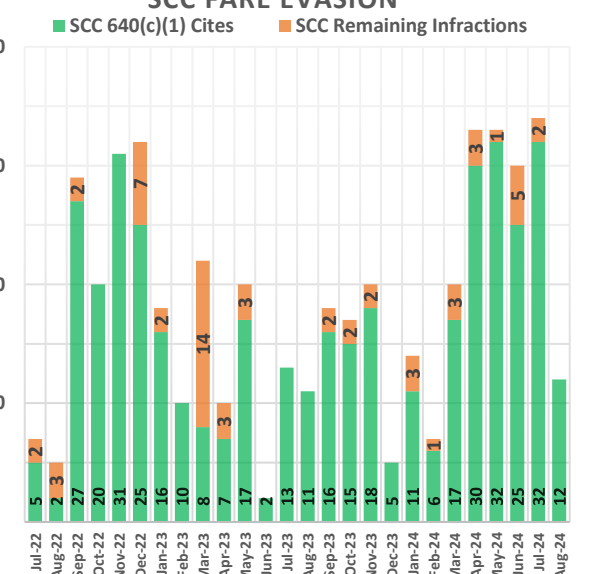
RESPONSE TIME (P1) AVG



SCC PRIORITY 1 - 3 CALLS



SCC FARE EVASION



Preface: The data is retrieved from the BART Police Database and remains unaudited until corrections. Numbers may differ from the reported data in the Uniform Crime Reporting (UCR) program.

Late reporting, the reclassification or unfounding of crimes, may affect statistics. Infraction citations consist of all individual charges. Felony arrests, misdemeanor arrests and citations are based on each instance per individual.

Internal Affairs Division Acronyms

Admin: Administrative

OIPA Investigation: Office of the Independent Police Auditor is conducting the investigation

S.R.: Supervisor Referral

Tolled: Internal Affairs Investigation is on hold (paused)

Allegation Types

Arrest or Detention

BBP: Bias Based

Policing

CUBO: Conduct Unbecoming an Officer

Courtesy

Force

POD: Performance of Duty

Policy Complaint

Policy/Procedure

Racial Animus

Reporting

Misconduct Search

or Seizure Service

Review Supervision

Truthfulness

Workplace Discrimination/Harassment

BART Police Department - Office of Internal Affairs								
Investigation Log								
IA#:	DATE OCC'D	DATE REC'D	ALLEGATION	MISC	INVESTIGATOR	STATUS	5 Month Date	Due Date
IA2018-060	7/22/2018	7/23/2018	Service Review		Lt. Salas	Tolled	12/23/2018	
IA2022-093	12/6/2022	12/6/2022	Force, CUBO, Arrest		Sgt. Roan	Tolled	5/7/2023	12/6/2023
IA2023-001	1/2/2023	1/3/2023	CUBO		Sgt. Roan	Tolled	6/7/2023	1/3/2024
IA2023-022	2/27/2022	3/14/2023	Arrest/Detention, Force, BBP, BWC, Search/Seizure, CUBO	OIPA deferred to IA #23-05	Lt. Salas	In Progress	8/13/2023	3/14/2024
IA2023-029	3/29/2023	12/12/2022	Force, Arrest/Detention, CUBO		Lt. Salas	In Progress	8/29/2023	3/29/2024
IA2023-033	4/7/2023	4/7/2023	CUBO		Lt. Salas	In Progress	9/7/2023	4/7/2024
IA2023-038	4/17/2023	4/24/2023	Bias/ CUBO		Sgt. Vuong	In Progress	9/25/2023	4/25/2024
IA2023-045	5/10/2023	5/10/2023	Bias, Racial Animus, CUBO		Sgt. Vuong	In Progress	10/11/2023	5/11/2024
IA2023-049	5/23/2023	5/25/2023	Arrest/Detention Force		Lt. Salas	In Progress	11/8/2023	5/25/2024
IA2023-050	6/9/2023	6/9/2023	Force		Sgt. Vuong	Tolled	11/12/2023	6/9/2024
IA2023-070	7/27/2023	7/27/2023	Force		Lt. Salas	In Progress	12/27/2023	7/27/2024
IA2023-087	8/16/2023	8/16/2023	CUBO		Lt. Salas	Tolled	1/16/2024	8/16/2024
IA2023-088	8/29/2023	9/1/2023	CUBO Courtsey		Sgt. Roan	In Progress	1/29/2024	8/29/2024
IA2023-091	9/3/2023	9/3/2023	CUBO Performance of Duty		Lt. Salas	Tolled	2/3/2024	9/3/2024
IA2023-093	7/24/2022	9/15/2023	Force CUBO		Sgt. Roan	In Progress	2/15/2024	9/15/2024
IA2023-095	9/21/2023	9/21/2023	CUBO, Force, POD, P/P		Lt. Salas	In Progress	9/21/2024	9/21/2024
IA2023-098	9/20/2023	9/22/2023	Force CUBO Bias-Based Policing		Sgt. Roan	In Progress	2/20/2024	9/20/2024
IA2023-099	10/6/2023	10/6/2023			Sgt. Roan	In Progress	3/6/2024	10/6/2024
IA2023-101	10/22/2023	10/24/2023	Force		Sgt. Vuong	To the Chief	3/24/2024	10/24/2024
IA2023-102	9/28/2023	10/25/2023	Policy/Procedure (Documentaion) Detention	OIPA Monitoring	Sgt. Roan	In Progress	3/25/2024	10/25/2024
IA2023-104	11/1/2023	11/1/2023	Courtesy		Sgt. Vuong	In Progress	4/1/2024	11/1/2024
IA2023-105	11/1/2023	11/1/2023	Force		Sgt. Roan	In Progress	4/1/2024	11/1/2024

IA2023-106	11/7/2023	11/7/2023	Policy/Procedure	Administrative	Sgt. Roan	In Progress	4/7/2024	11/7/2024
IA2023-108	11/20/2023	11/20/2023	Courtesy		Sgt. Vuong	In Progress	4/20/2024	4/20/2024
IA2023-109	11/8/2023	11/28/2023	CUBO		Sgt. Vuong	In Progress	4/8/2024	11/28/2024
IA2023-110	12/1/2023	12/1/2023	Force		Sgt. Roan	In Progress	5/1/2024	12/1/2024
IA2023-111	12/5/2023	12/5/2023	Bias		Sgt. Vuong	In Progress	4/1/2024	12/5/2024
IA2023-112	12/8/2023	12/6/2023	Force		Sgt. Roan	In Progress	5/8/2024	12/8/2024
IA2023-113	12/12/2023	12/9/2023	Force		Sgt. Vuong	In Progress	5/12/2024	12/12/2024
IA2023-114	12/12/2023	12/10/2023	CUBO		Sgt. Roan	In Progress	5/12/2024	12/12/2024
IA2023-115	12/20/2023	12/21/2023	Force		Sgt. Vuong	In Progress	5/21/2024	12/21/2024
IA2023-116	12/22/2023	12/23/2023	Force		Sgt. Roan	In Progress	5/22/2024	12/22/2024
IA2023-117	12/28/2023	12/28/2023	Force		Sgt. Vuong	In Progress	5/28/2024	12/28/2024
IA2023-118	12/28/2023	12/29/2023	Performance of Duty		Sgt. Roan	In Progress	5/28/2024	12/28/2024
IA2024-001	1/1/2024	1/2/2024	CUBO		Sgt. Vuong	In Progress	6/1/2024	1/1/2025
IA2024-002	10/25/2023	1/4/2024	Force		Sgt. Roan	In Progress	6/4/2024	1/4/2025
IA2024-003	1/4/2024	1/5/2024	Arrest or Detention	OIPA Monitoring #24-02	Sgt. Roan	In Progress	6/4/2024	1/4/2025
IA2024-006	2/3/2024	2/3/2024	CUBO		Sgt. Vuong	In Progress	7/3/2024	2/3/2025
IA2024-007	2/5/2024	2/5/2024	Force		Sgt. Vuong	In Progress	7/5/2024	2/5/2025
IA2024-008	2/5/2024	2/3/2024	Force		Sgt. Roan	In Progress	7/5/2024	2/3/2025
IA2024-009	2/4/2024	2/7/2024	Bias Based Policing, Performance of Duty, Policy/Procedure	OIPA #24-05	OIPA	In Progress	7/4/2024	2/7/2025
IA2024-010	2/16/2024	2/17/2024	CUBO		Sgt. Vuong	In Progress	7/16/2024	2/16/2025
IA2024-011	2/18/2024	2/24/2024	Force, Bias		Sgt. Roan	In Progress	7/18/2024	2/18/2025
IA2024-012	2/13/2024	2/15/2024	Arrest/Detention, Policy/Procedure	OIPA #24-06	OIPA		7/13/2024	2/13/2025
IA2024-013	2/28/2024	2/28/2024	Force		Sgt. Roan	In Progress	7/28/2024	2/28/2025
IA2024-014	2/29/2024	2/29/2024	Bias Based Policing, Force		Sgt. Roan	Tolled	7/29/2024	2/29/25
IA2024-015	2/28/2024	2/29/2024	Bias Based Policing, CUBO		Sgt. Roan	In Progress	7/28/2024	2/28/2025
IA2024-016	3/1/2024	3/1/2024	Conduct Unbecoming		Sgt. Roan	In Progress	8/1/2024	3/1/2025

IA2024-017	2/9/2024	3/1/2024	CUBO, Bias Based, Arrest/Detention	OIPA Monitoring #24-08	Sgt. Roan	In Progress	8/1/2024	3/1/2025
IA2024-018	2/22/2024	2/27/2024	CUBO	OIPA Intake #24-07	OIPA	In Progress	7/27/2024	2/27/2025
IA2024-019	2/18/2024	3/8/2024	Force		Sgt. Vuong	In Progress	7/18/2024	2/18/2025
IA2024-020	3/13/2024	3/15/2024	Force		Sgt. Vuong	In Progress	8/13/2024	3/13/2025
IA2024-021	3/16/2024	3/18/2024	Arrest/Detention, BWC(Late Activation), Search/Seizure, Force, Policy/Procedure (report writing), Policy/ Procedure (improper citation)	OIPA Monitoring #24-12	Sgt. Roan	In Progress	8/16/2024	3/16/2025
IA2024-022	UNKOWN	3/19/2024	CUBO		Lt. Salas	In Progress	8/19/2024	3/19/2025
IA2024-023	3/14/2024	3/20/2024	CUBO		Sgt. Vuong	In Progress	8/14/2024	3/14/2025
IA2024-024	3/19/2024	3/20/2024	Force		Sgt. Vuong	In Progress	8/19/2024	3/19/2025
IA2024-025	UNKOWN	3/22/2024	CUBO, Policy/Procedure, Performance of Duty		Lt. Salas	In Progress	8/22/2024	3/22/2025
IA2024-026	4/2/2024	4/2/2024	CUBO, Arrest/Detention		Sgt. Roan	In Progress	9/2/2024	4/2/2025
IA2024-027	4/6/2024	4/8/2024	Performance of Duty	OIPA Intake #24-19	OIPA	In Progress	9/6/2024	4/6/2025
IA2024-028	1/30/2024	4/2/2024	CUBO, Force		Sgt. Vuong	In Progress	9/30/2024	4/2/2025
IA2024-029	3/24/2024	4/5/2024	CUBO		Sgt. Roan	In Progress	4/5/2024	4/5/2025
IA2024-030	3/28/2024	3/28/2024	CUBO	OIPA Monitoring #24-15	Sgt. Roan	In Progress	8/28/2024	3/28/2025
IA2024-031	4/16/2024	4/16/2024	CUBO , Performance of Duty (Supervision), Policy of Procedure (Retaliation)		Lt. Salas	In Progress	9/16/2024	4/16/2025
IA2024-033	3/8/2024	4/22/2024	Force		Sgt. Roan	In Progress	9/22/2024	4/22/2025
IA2024-034	4/19/2024	4/19/2024	Force		Sgt. Roan	In Progress	9/19/2024	4/19/2025
IA2024-035	4/30/2024	4/30/2024	Force		Sgt. Roan	In Progress	9/30/2024	4/30/2025
IA2024-036	4/15/2024	4/24/2024	CUBO, Performance of Duty	OIPA #24-22	OIPA	In Progress	9/24/2024	4/24/2025
IA2024-037	4/6/2024	5/16/2024	Force, Policy/Procedure, Performance of Duty	OIPA #24-17	OIPA	In Progress	9/6/2024	4/6/2025

IA2024-038	5/9/2024	5/10/2024	Force, Arrest/Detention	OIPA #24-27	OIPA	In Progress	10/9/2024	5/10/2025
IA2024-039	5/18/2024	5/20/2024	Force		Sgt. Vuong	In Progress	10/18/2024	5/18/2025
IA2024-040	Unkown	5/22/2024	Policy/Procedure	OIPA #24-26	OIPA	In Progress	10/22/2024	5/22/2025
IA2024-041	2/14/2024	5/3/2024	Policy/Procedure (BWC & Citation)	OIPA Monitor #24-25	Sgt. Roan	In Progress	10/3/2024	5/3/2025
IA2024-042	5/3/2024	5/3/2024	Force		Sgt. Roan	In Progress	10/3/2024	5/3/2025
IA2024-043	5/17/2024	5/24/2024	Force		Lt. Salas	In Progress	10/24/2024	5/24/2025
IA2024-044	Unkown	5/28/2024	Policy/Procedure	OIPA Monitoring OIPA Intake #24-30	Sgt. Roan	In Progress	10/28/2024	5/28/2025
IA2024-045	5/19/2024	5/24/2024	Bias-Based Policing, Force	OIPA Investigation OIPA Intake #24-28	OIPA	In Progress	10/19/2024	5/24/2025
IA2024-046	5/29/2024	5/30/2024	Performance of Duty, CUBO		Sgt. Roan	In Progress	10/30/2024	5/30/2025
IA2024-048	4/27/2024	5/21/2024	Arrest/Detention Courtesy	OIPA Intake #24-23	OIPA	In Progress	10/21/2024	5/21/2025
IA2024-049	5/28/2024	5/30/2024	CUBO		Sgt. Roan	In Progress	10/30/2024	5/30/2025
IA2024-050	5/31/2024	5/31/2024	Force		Sgt. Roan	In Progress	10/31/2024	5/31/2025
IA2024-051	5/12/2024	5/31/2024	Bias-Based Policing Force Policy/Procedure Performance of Duty	OIPA Investigation OIPA Intake #24-31	OIPA	In Progress	10/31/2024	5/31/2025
IA2024-052	6/1/2024	6/5/2024	Force		Sgt. Vuong	In Progress	11/5/2024	6/5/2025
IA2024-053	5/24/2024	5/31/2024			Sgt. Roan	In Progress	10/31/2024	5/31/2025
IA2024-054	5/1/2024	5/4/2024	CUBO		Sgt. Vuong	In Progress	10/1/2024	5/1/2025
IA2024-055	6/10/2024	6/11/2024	Bias-Based Policing, Force, Policy/Procedure, Performance of Duty	OIPA Investigation OIPA Intake #24-34	OIPA	In Progress	11/10/2024	6/11/2025
IA2024-056	6/10/2024	6/11/2024	Arrest/Detention, Policy/Procedure , Bias-based Policing	OIPA Investigation OIPA Intake #24-35	OIPA	In Progress	11/10/2024	6/11/2025
IA2024-057	6/20/2024	6/21/2024	Arrest/Detention, Policy/Procedure	OIPA Investigation OIPA Intake #24-26	OIPA	In Progress	11/20/2024	6/20/2025

IA2024-058	6/24/2024	6/24/2024	Bias-Based Policing, CUBO, Policy/Procedure, Arrest or Detention, BWC		Sgt. Vuong	In Progress	11/24/2024	6/24/2025
IA2024-059	6/6/2024	6/24/2024	Force		Sgt. Vuong	In Progress	11/24/2024	6/24/2025
IA2024-060	5/9/2024	6/24/2024	Arrest/Detention Force Policy/Procedure CUBO Performance of Duty	OIPA Monitoring OIPA Intake #24-32	Sgt. Roan	In Progress	11/24/2024	6/24/2025
IA2024-061	7/5/2024	7/5/2024	Force		Sgt. Vuong	In Progress	12/5/2024	7/5/2025
IA2024-062	6/21/2024	6/24/2024	Inquiry		Sgt. Vuong	In Progress	11/21/2024	6/21/2025
IA2024-063	7/15/2024	7/14/2024	Force		Sgt. Vuong	In Progress	12/15/2024	7/15/2025
IA2024-064	5/23/2024	5/23/2024			Lt. Salas	In Progress	10/23/2024	5/23/2025
IA2024-065	6/10/2024	6/10/2024	Force		Sgt. Roan	In Progress	11/10/2024	6/10/2025
IA2024-066	7/1/2024	7/1/2024	Force, CUBO		Sgt. Vuong	In Progress	12/10/2024	7/1/2025
IA2024-067	7/18/2024	7/18/2024	Bias-Based Policing		Sgt. Vuong	In Progress	12/18/2024	7/18/2025
IA2024-068	7/21/2024	7/21/2024	CUBO, Detention, Force, Search/Seizure		Sgt. Roan	In Progress	12/21/24/	7/21/2025
IA2024-069	7/19/2024	7/19/2024	CUBO		Sgt. Roan	In Progress	12/19/2024	7/19/2025
IA2024-070	7/28/2024	7/28/2024	CUBO & Force		Sgt. Roan	In Progress	12/28/2024	7/28/2025
IA2024-071	7/31/2024	8/1/2024	Bias-Based Policing CUBO Force		Sgt. Roan	In Progress	1/1/2025	8/1/2025
IA2024-072	7/6/2024	7/11/2024	CUBO, Performance of Duty, Policy/Procedure, Truthfulness		Sgt. Vuong	In Progress	12/11/2024	7/11/2025
IA2024-073	7/31/2024	8/6/2024	Arrest/Detention, Policy/Procedure, Force	OIPA Monitoring Intake #24-21	Sgt. Roan	In Progress	1/6/2025	8/6/2025
IA2024-074	7/30/2024	8/1/2024	CUBO		Sgt. Vuong	In Progress	12/30/2024	7/30/2025

IA2024-075	8/16/2024	8/19/2024	Force		Sgt. Roan	In Progress	1/16/2024	8/16/2025	
IA2024-076	7/15/2024	7/15/2024	Bias-Based Policing		Sgt. Roan	In Progress	12/15/2024	7/15/2025	
IA2024-077	7/30/2024	7/30/2024	Bias-Based Policing		Sgt. Roan	In Progress	12/30/2024	7/30/2025	
IA2024-078	8/20/2024	8/20/2024	CUBO		Sgt. Vuong	In Progress	1/20/2024	8/20/2024	
IA2024-079	4/24/2024	7/30/2024	CUBO		Sgt. Roan	In Progress	12/30/24/	7/30/2025	
IA2024-080	8/24/2024	8/24/2024	Force		Sgt. Vuong	In Progress	1/24/2025	8/24/2025	
IA2024-081	9/5/2024	9/5/2024	Force		Sgt. Vuong	In Progress	2/5/2025	9/5/2025	
IA2024-082	8/28/2024	8/29/2024	Force CUBO Policy/Procedure		Sgt. Roan	In Progress	1/29/2025	8/29/2025	
IA2024-083	8/25/2024	8/25/2024	Policy/Procedure (BWC) Performance of Duty Force		Sgt. Vuong	In Progress	1/25/2025	8/25/2025	
IA2024-084	8/9/2024	8/8/2023	Truthfulness		Sgt. Roan	In Progress	1/9/2025	8/9/2025	

BART Watch - 2024

	Jan	Feb	Mar	Apr	May	Jun	Jul	Aug	Sep	Oct	Nov	Dec	YTD
Crime in Progress	49	32	38	35	35	37	44	44					314
Disruptive Behavior	469	431	489	468	435	433	470	495					3690
Smoking or Drug Use	600	578	541	552	502	478	532	537					4320
Human Trafficking	0	1	2	1	1	0	2	2					9
Illegally Parked Vehicle	14	4	4	10	9	7	10	7					65
Aggressive Panhandling	10	15	18	20	13	8	12	19					115
Report a Crime Tip	17	21	21	19	14	11	11	21					135
Robbery / Theft	13	12	18	17	18	16	18	23					135
Sexual Assault / Lewd Behavior	15	10	23	16	15	17	14	8					118
Suspicious Activity	77	70	77	58	80	70	80	92					604
Unattended Bag or Package	38	25	31	42	32	25	28	22					243
Unsecure Door	15	11	8	10	10	10	12	15					91
Vandalism	61	55	42	54	37	34	43	49					375
Welfare Check	221	242	300	257	241	182	205	231					1879
Unwanted Sexual Harassment	6	5	4	4	9	8	5	7					48
Total	1605	1512	1616	1563	1451	1336	1486	1572	0	0	0	0	12141
Text-a-Tip	557	494	550	470	447	413	407	462					3800
BART Watch App Installs	1182	959	1170	821	674	710	713	905					7134

Lifetime Downloads: 109,437